

# STILL LEFT



How Exclusion  
In California's  
Colleges &  
Universities  
Continues To  
Hurt Our Values,  
Students, and  
Democracy



The Campaign for  
**College  
Opportunity**

January 2024



Board of Regents




UC President



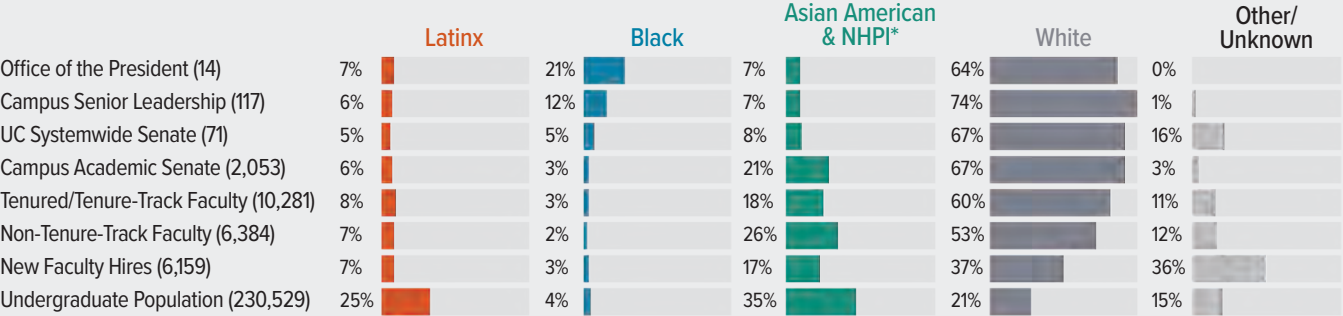
Campus Chancellors



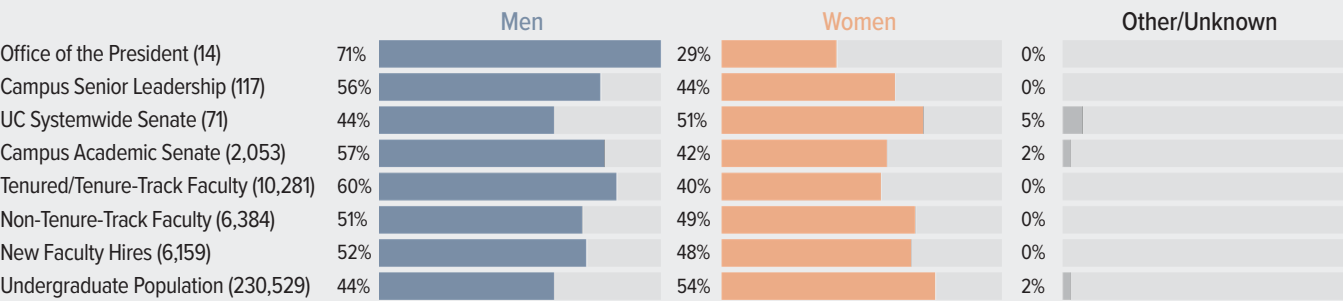
Office of the President



Campus Demographics by Race/Ethnicity



Campus Demographics by Gender



\*Native Hawaiian and Pacific Islander  
Note: The Office of the President includes the systemwide president in both the icon and bar graph visualizations.  
Tenured/Tenure-Track, Non-Tenure-Track, and New Faculty Hire groups all refer to full-time faculty members.

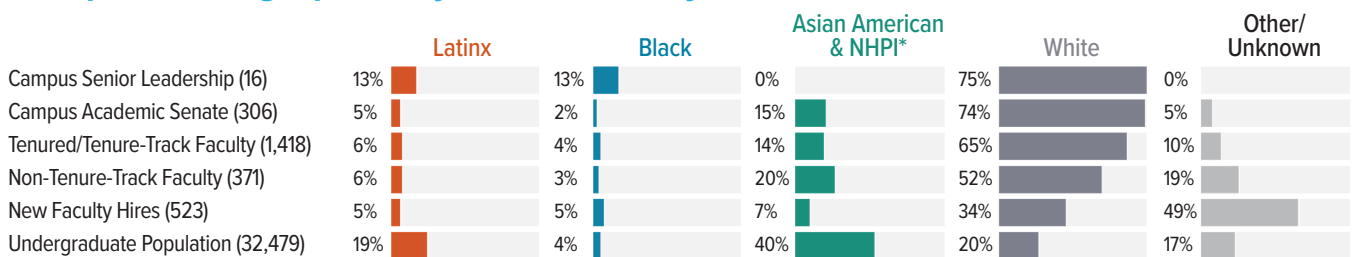
## Chancellor



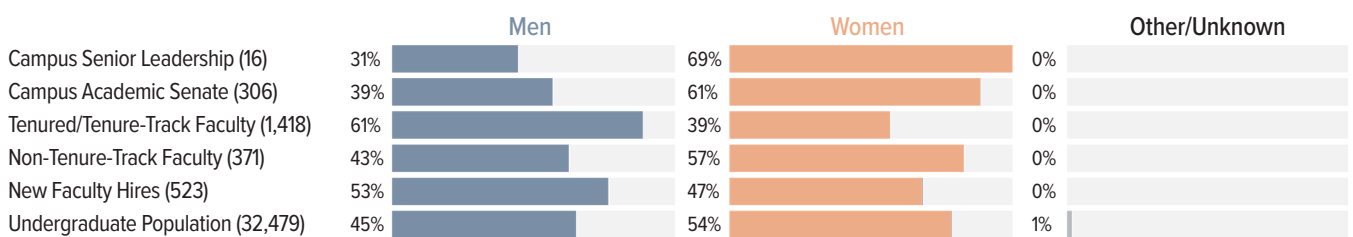
## Campus Senior Leadership



## Campus Demographics by Race/Ethnicity



## Campus Demographics by Gender



\*Native Hawaiian and Pacific Islander

Note: To maintain consistency, Campus Senior Leadership includes the campus chancellor in both the icon and bar graph visualizations.

Tenured/Tenure-Track, Non-Tenure-Track, and New Faculty Hire groups all refer to full-time faculty members.

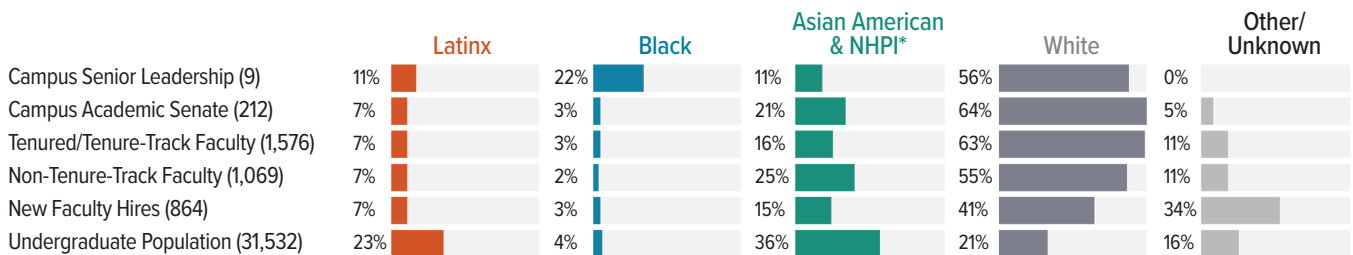
## Chancellor



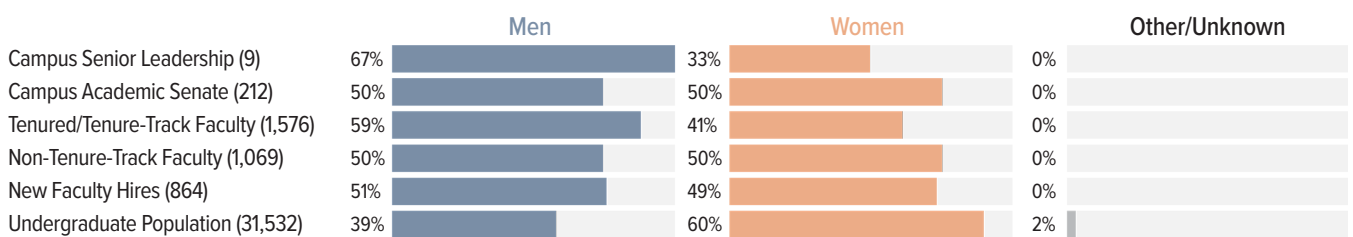
## Campus Senior Leadership



## Campus Demographics by Race/Ethnicity



## Campus Demographics by Gender



\*Native Hawaiian and Pacific Islander

Note: To maintain consistency, Campus Senior Leadership includes the campus chancellor in both the icon and bar graph visualizations.

Tenured/Tenure-Track, Non-Tenure-Track, and New Faculty Hire groups all refer to full-time faculty members.

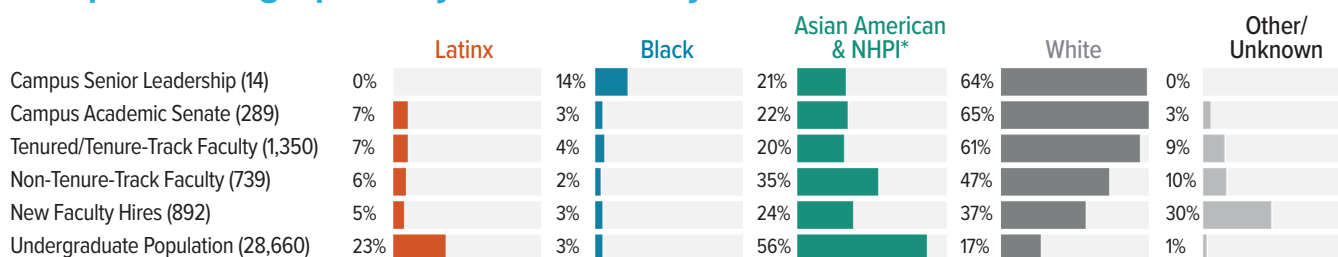
## Chancellor



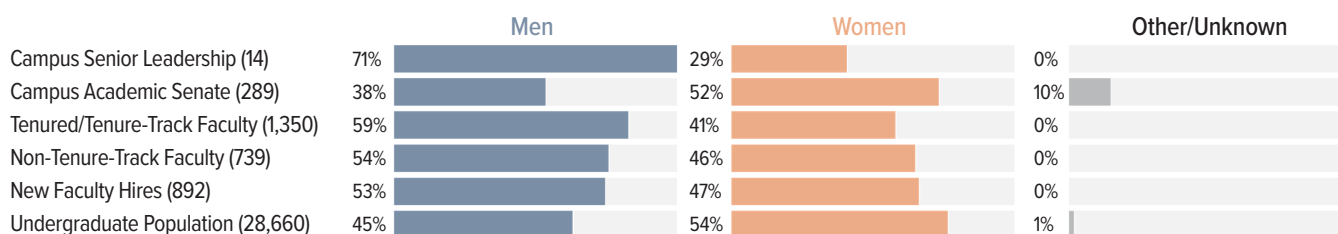
## Campus Senior Leadership



## Campus Demographics by Race/Ethnicity



## Campus Demographics by Gender



\*Native Hawaiian and Pacific Islander

Note: To maintain consistency, Campus Senior Leadership includes the campus chancellor in both the icon and bar graph visualizations.

Tenured/Tenure-Track, Non-Tenure-Track, and New Faculty Hire groups all refer to full-time faculty members.

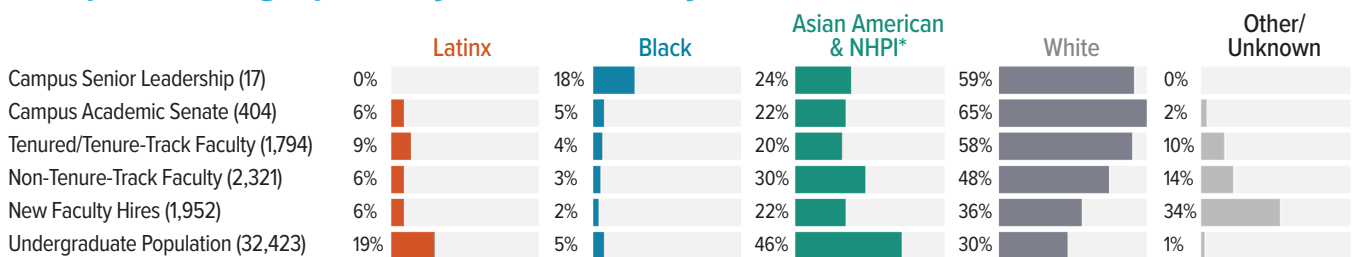
## Chancellor



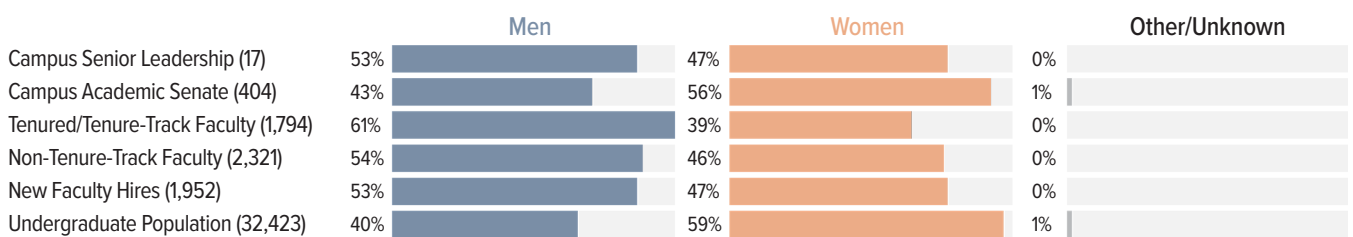
## Campus Senior Leadership



## Campus Demographics by Race/Ethnicity



## Campus Demographics by Gender



\*Native Hawaiian and Pacific Islander

Note: To maintain consistency, Campus Senior Leadership includes the campus chancellor in both the icon and bar graph visualizations.

Tenured/Tenure-Track, Non-Tenure-Track, and New Faculty Hire groups all refer to full-time faculty members.

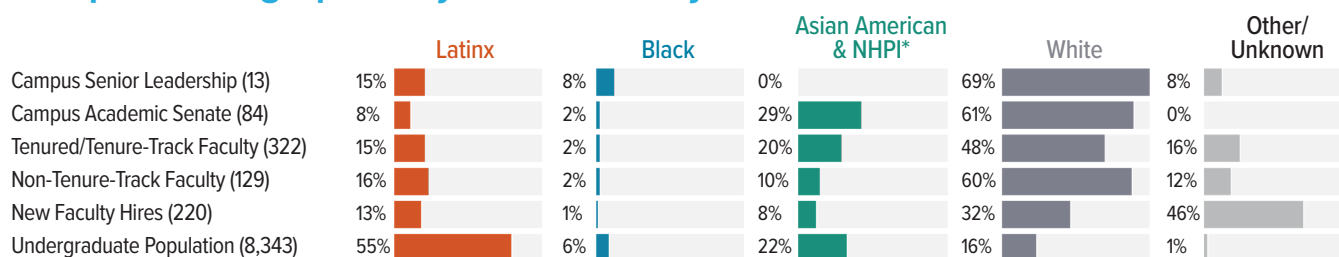
## Chancellor



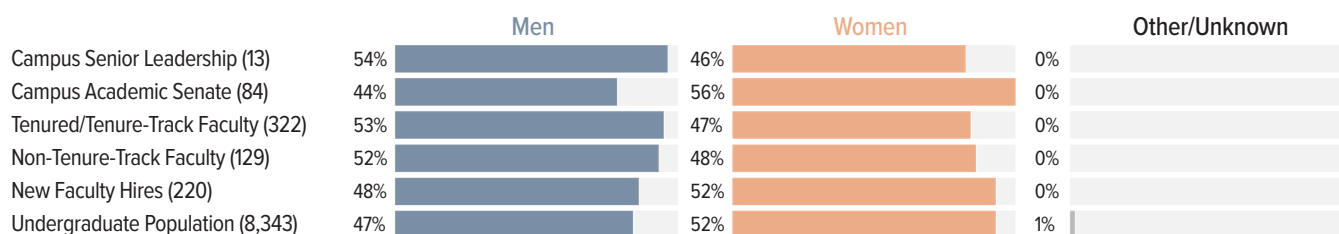
## Campus Senior Leadership



## Campus Demographics by Race/Ethnicity



## Campus Demographics by Gender



\*Native Hawaiian and Pacific Islander

Note: To maintain consistency, Campus Senior Leadership includes the campus chancellor in both the icon and bar graph visualizations.

Tenured/Tenure-Track, Non-Tenure-Track, and New Faculty Hire groups all refer to full-time faculty members.

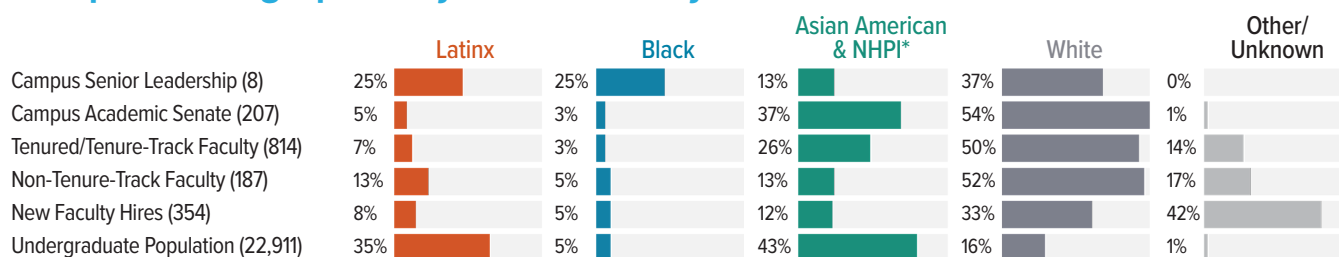
## Chancellor



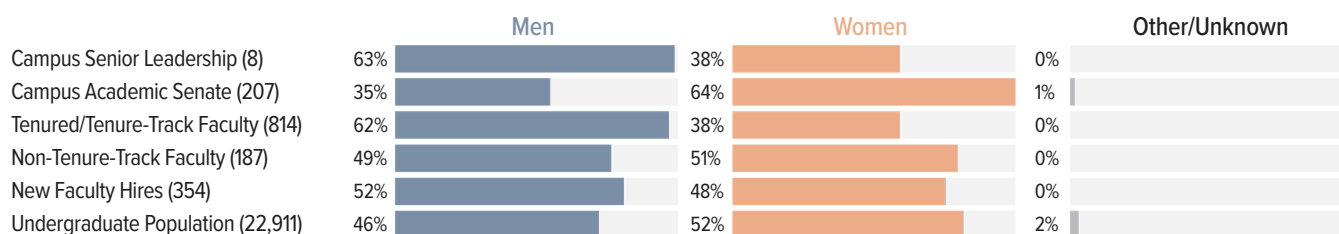
## Campus Senior Leadership



## Campus Demographics by Race/Ethnicity



## Campus Demographics by Gender



\*Native Hawaiian and Pacific Islander

Note: To maintain consistency, Campus Senior Leadership includes the campus chancellor in both the icon and bar graph visualizations.

Tenured/Tenure-Track, Non-Tenure-Track, and New Faculty Hire groups all refer to full-time faculty members.



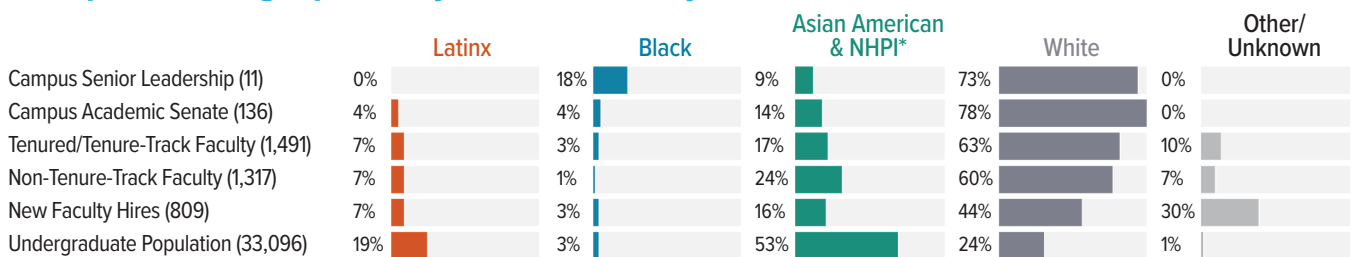
## Chancellor



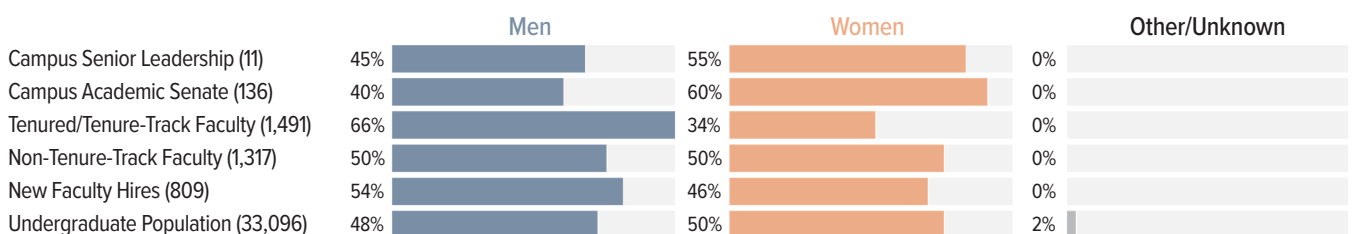
## Campus Senior Leadership



## Campus Demographics by Race/Ethnicity



## Campus Demographics by Gender



\*Native Hawaiian and Pacific Islander

Note: To maintain consistency, Campus Senior Leadership includes the campus chancellor in both the icon and bar graph visualizations.

Tenured/Tenure-Track, Non-Tenure-Track, and New Faculty Hire groups all refer to full-time faculty members.

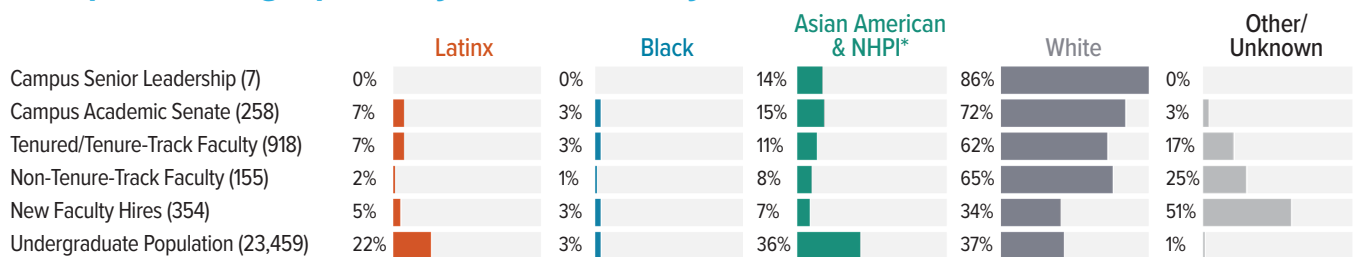
## Chancellor



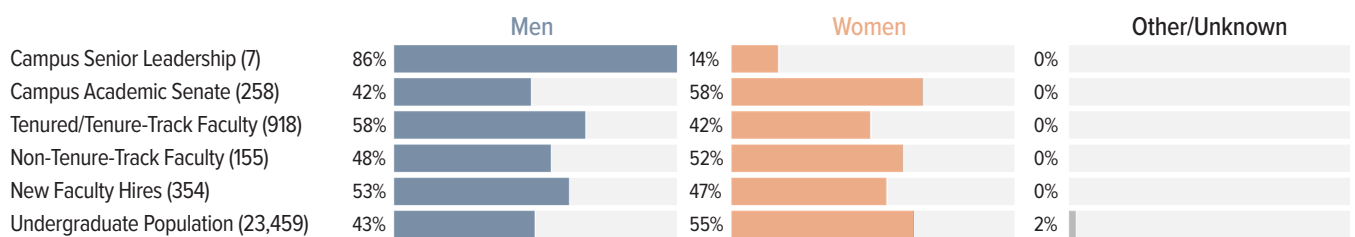
## Campus Senior Leadership



## Campus Demographics by Race/Ethnicity



## Campus Demographics by Gender



\*Native Hawaiian and Pacific Islander

Note: To maintain consistency, Campus Senior Leadership includes the campus chancellor in both the icon and bar graph visualizations.

Tenured/Tenure-Track, Non-Tenure-Track, and New Faculty Hire groups all refer to full-time faculty members.

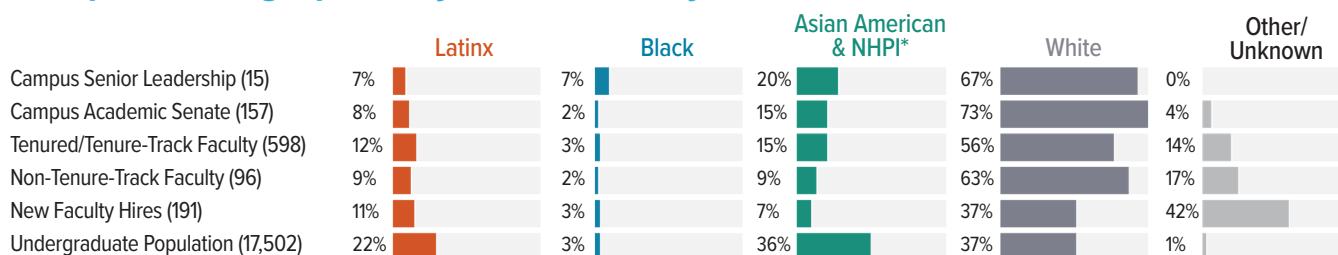
## Chancellor



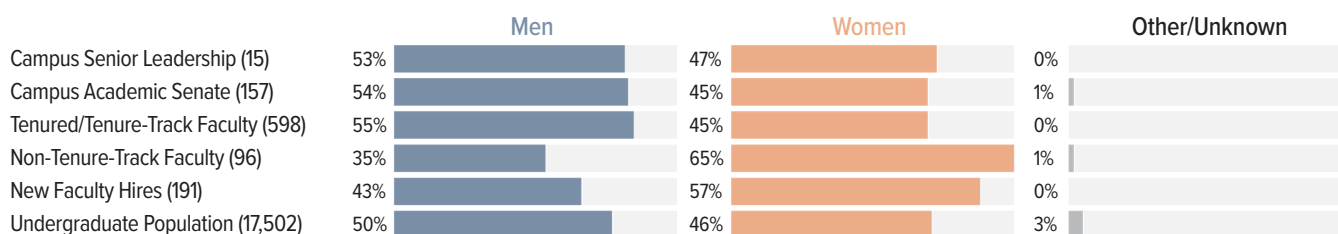
## Campus Senior Leadership



## Campus Demographics by Race/Ethnicity



## Campus Demographics by Gender



\*Native Hawaiian and Pacific Islander

Note: To maintain consistency, Campus Senior Leadership includes the campus chancellor in both the icon and bar graph visualizations.

Tenured/Tenure-Track, Non-Tenure-Track, and New Faculty Hire groups all refer to full-time faculty members.

# CALIFORNIA STATE UNIVERSITY

## Board of Trustees



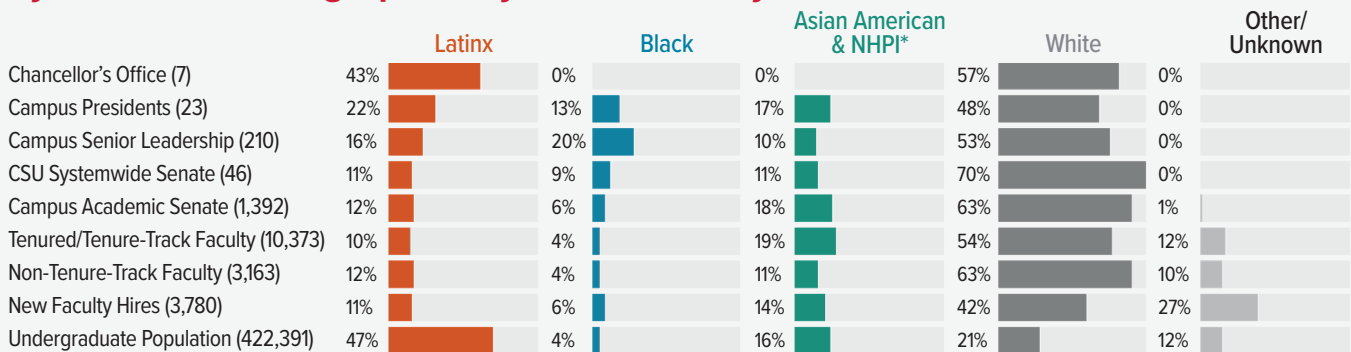
## Chancellor



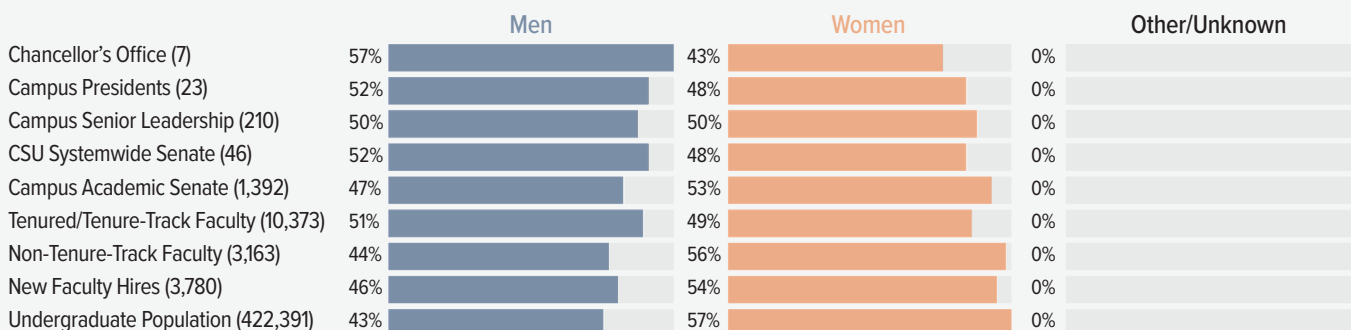
## Chancellor's Office



## Systemwide Demographics by Race/Ethnicity



## Systemwide Demographics by Gender



\*Native Hawaiian and Pacific Islander

Note: The Chancellor's Office includes the systemwide chancellor in both the icon and bar graph visualizations.


Tenured/Tenure-Track, Non-Tenure-Track, and New Faculty Hire groups all refer to full-time faculty members.



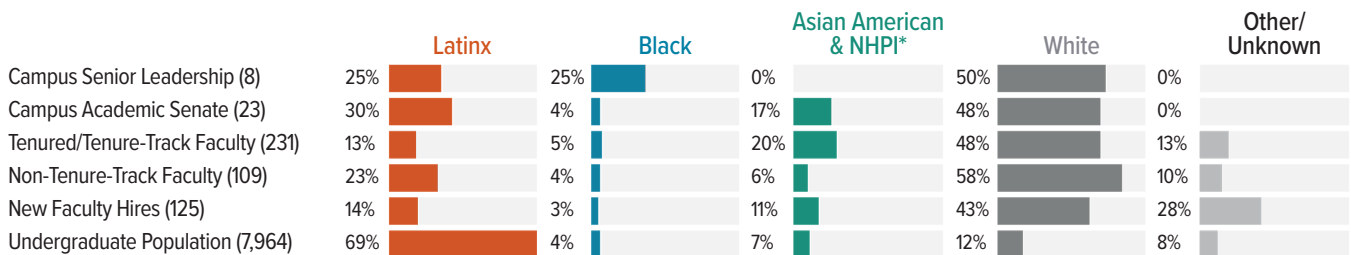
## Campus President



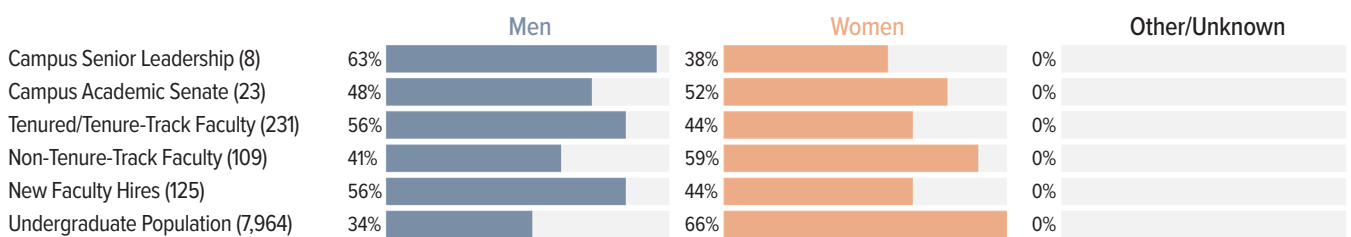
## Campus Senior Leadership



## Campus Demographics by Race/Ethnicity



## Campus Demographics by Gender



\*Native Hawaiian and Pacific Islander

Note: To maintain consistency, Campus Senior Leadership includes the campus president in both the icon and bar graph visualizations.

Tenured/Tenure-Track, Non-Tenure-Track, and New Faculty Hire groups all refer to full-time faculty members.

# CSU Channel Islands

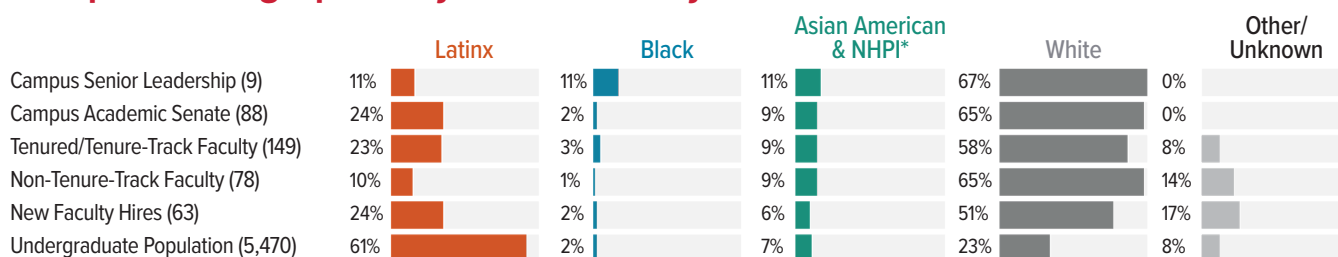
## Campus President



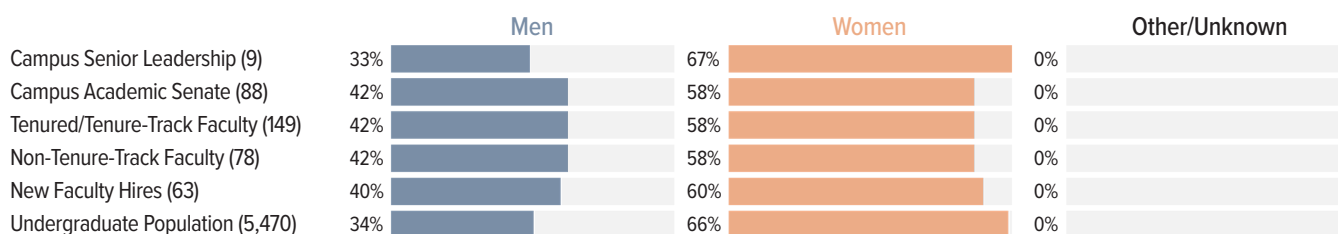
## Campus Senior Leadership



## Campus Demographics by Race/Ethnicity



## Campus Demographics by Gender



\*Native Hawaiian and Pacific Islander

Note: To maintain consistency, Campus Senior Leadership includes the campus president in both the icon and bar graph visualizations.

Tenured/Tenure-Track, Non-Tenure-Track, and New Faculty Hire groups all refer to full-time faculty members.

# Chico State

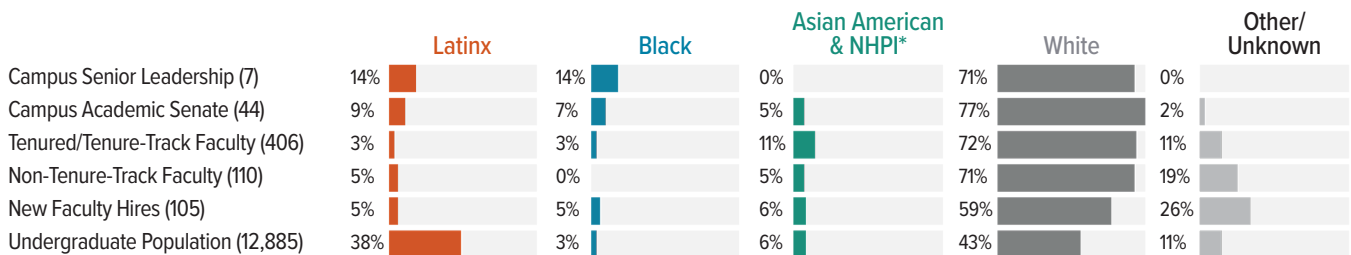
## Campus President



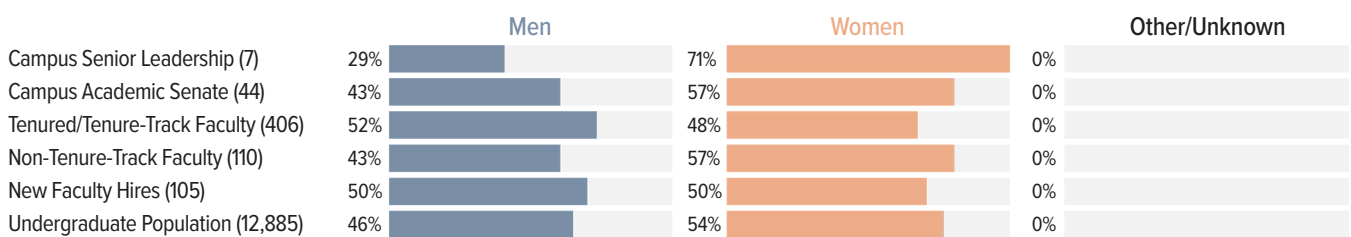
## Campus Senior Leadership



## Campus Demographics by Race/Ethnicity



## Campus Demographics by Gender



\*Native Hawaiian and Pacific Islander

Note: To maintain consistency, Campus Senior Leadership includes the campus president in both the icon and bar graph visualizations.

Tenured/Tenure-Track, Non-Tenure-Track, and New Faculty Hire groups all refer to full-time faculty members.

# CSU Dominguez Hills

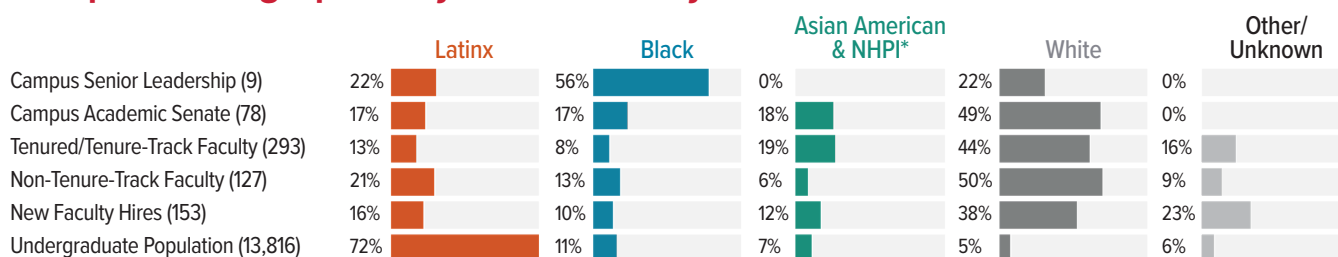
## Campus President



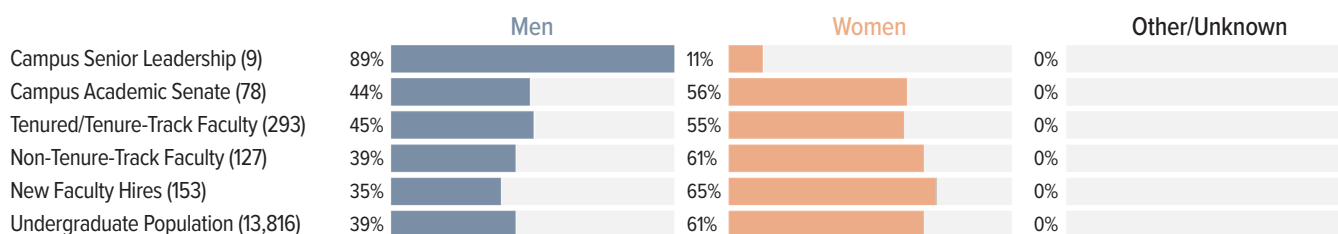
## Campus Senior Leadership



## Campus Demographics by Race/Ethnicity



## Campus Demographics by Gender



\*Native Hawaiian and Pacific Islander

Note: To maintain consistency, Campus Senior Leadership includes the campus president in both the icon and bar graph visualizations.

Tenured/Tenure-Track, Non-Tenure-Track, and New Faculty Hire groups all refer to full-time faculty members.



# Cal State East Bay

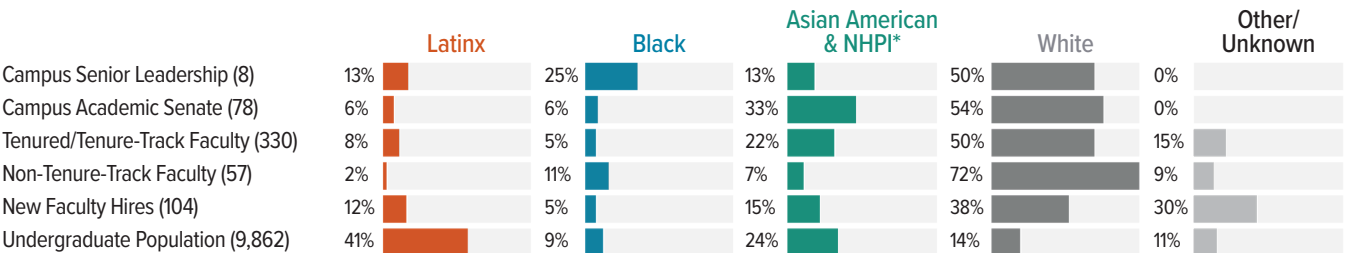
## Campus President



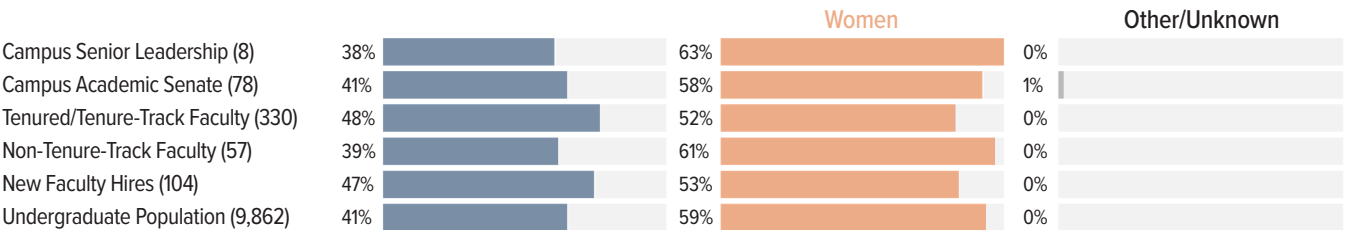
## Campus Senior Leadership



## Campus Demographics by Race/Ethnicity



## Campus Demographics by Gender




\*Native Hawaiian and Pacific Islander  
Note: To maintain consistency, Campus Senior Leadership includes the campus president in both the icon and bar graph visualizations. Tenured/Tenure-Track, Non-Tenure-Track, and New Faculty Hire groups all refer to full-time faculty members.

# Fresno State

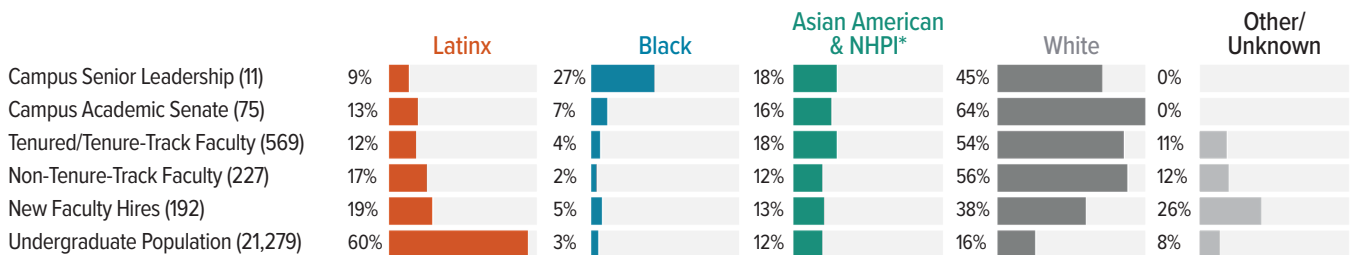
## Campus President



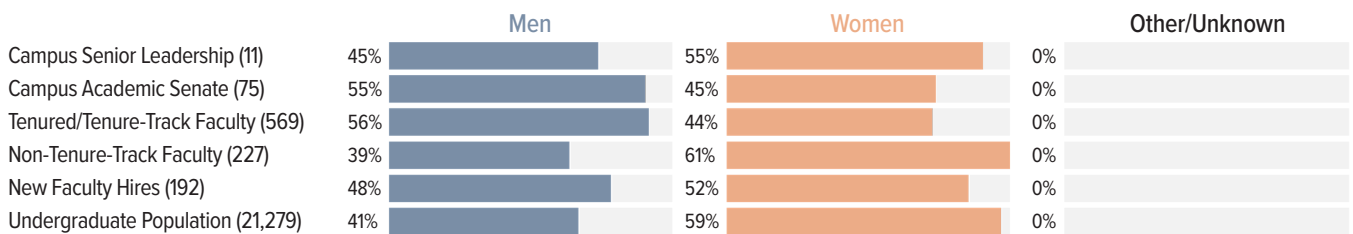
## Campus Senior Leadership



## Campus Demographics by Race/Ethnicity



## Campus Demographics by Gender



\*Native Hawaiian and Pacific Islander

Note: To maintain consistency, Campus Senior Leadership includes the campus president in both the icon and bar graph visualizations.

Tenured/Tenure-Track, Non-Tenure-Track, and New Faculty Hire groups all refer to full-time faculty members.

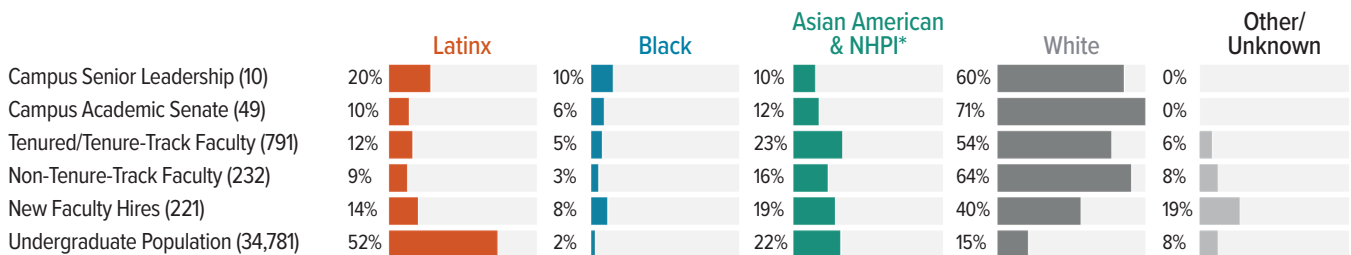
## Campus President



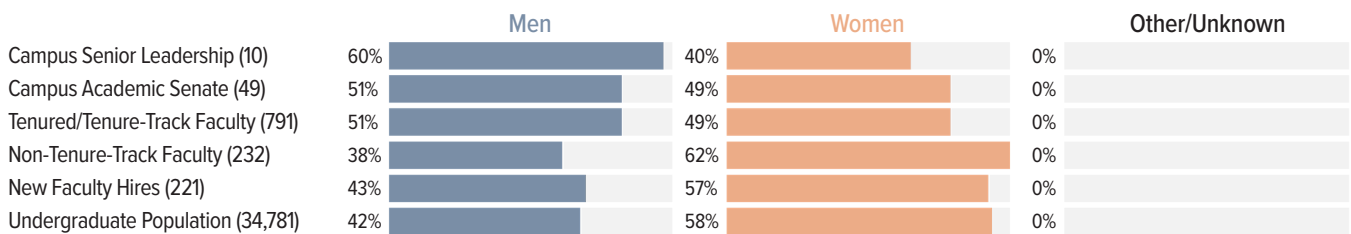
## Campus Senior Leadership



## Campus Demographics by Race/Ethnicity



## Campus Demographics by Gender



\*Native Hawaiian and Pacific Islander

Note: To maintain consistency, Campus Senior Leadership includes the campus president in both the icon and bar graph visualizations.

Tenured/Tenure-Track, Non-Tenure-Track, and New Faculty Hire groups all refer to full-time faculty members.

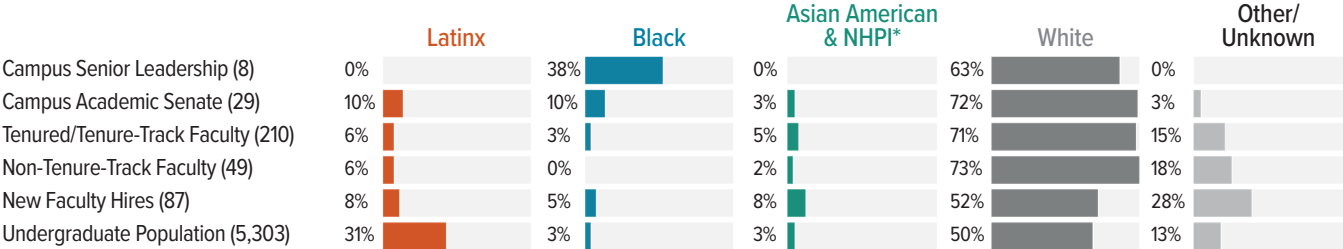
Campus President



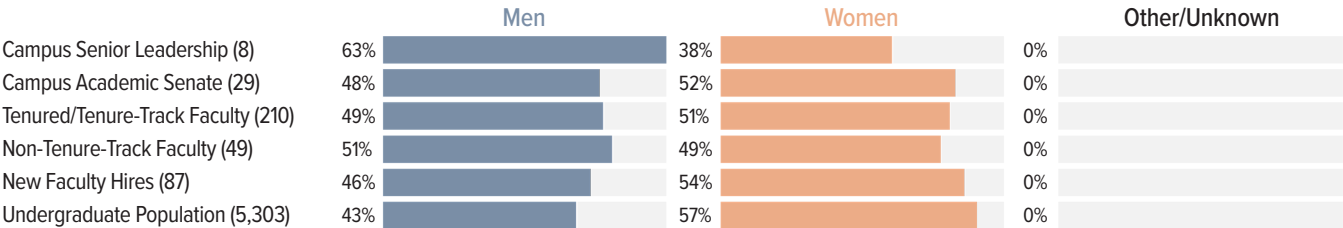
Campus Senior Leadership



Campus Demographics by Race/Ethnicity



Campus Demographics by Gender



\*Native Hawaiian and Pacific Islander  
Note: To maintain consistency, Campus Senior Leadership includes the campus president in both the icon and bar graph visualizations. Tenured/Tenure-Track, Non-Tenure-Track, and New Faculty Hire groups all refer to full-time faculty members.



# Cal State Long Beach

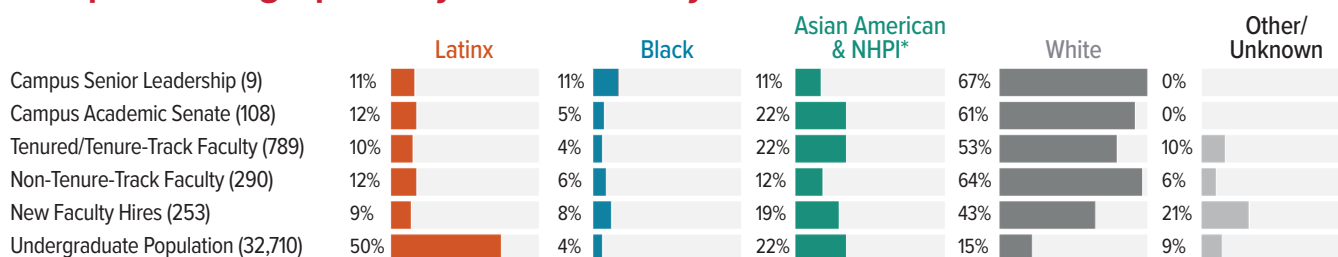
## Campus President



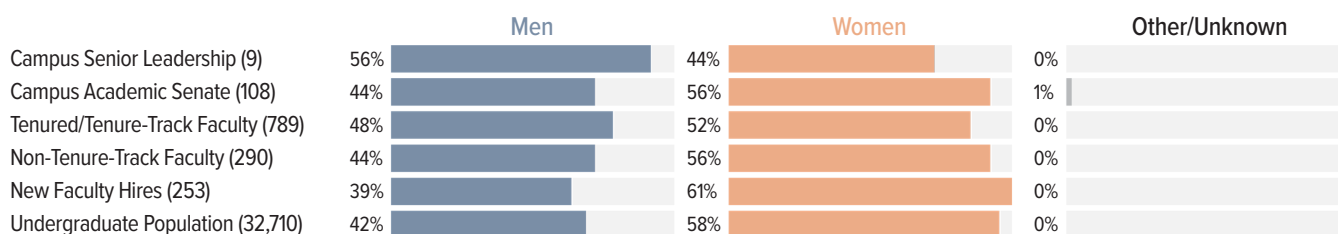
## Campus Senior Leadership



## Campus Demographics by Race/Ethnicity



## Campus Demographics by Gender



\*Native Hawaiian and Pacific Islander

Note: To maintain consistency, Campus Senior Leadership includes the campus president in both the icon and bar graph visualizations.

Tenured/Tenure-Track, Non-Tenure-Track, and New Faculty Hire groups all refer to full-time faculty members.

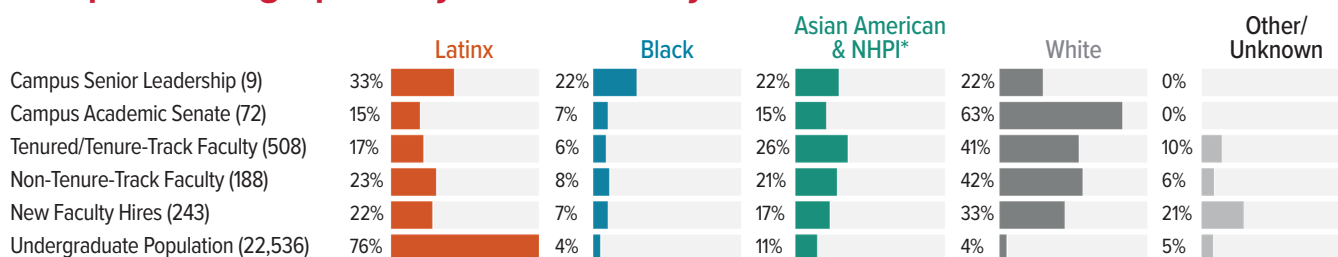
## Campus President



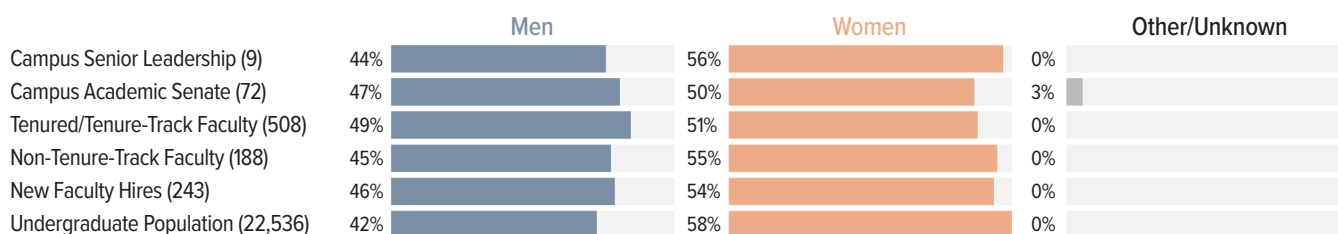
## Campus Senior Leadership



## Campus Demographics by Race/Ethnicity



## Campus Demographics by Gender



\*Native Hawaiian and Pacific Islander

Note: To maintain consistency, Campus Senior Leadership includes the campus president in both the icon and bar graph visualizations.

Tenured/Tenure-Track, Non-Tenure-Track, and New Faculty Hire groups all refer to full-time faculty members.

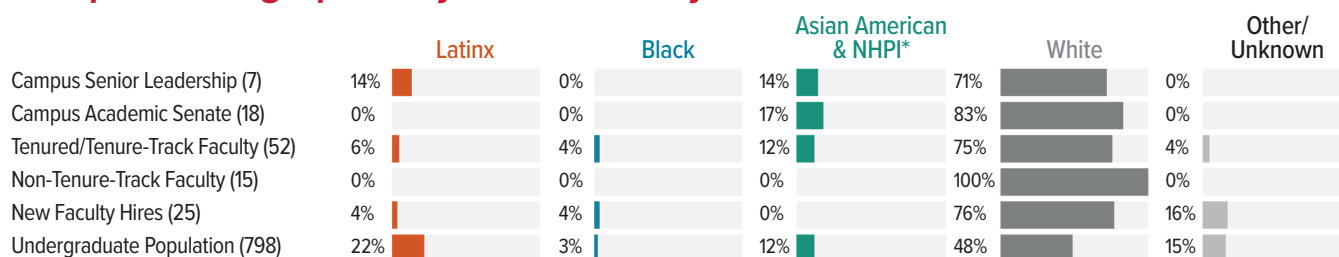
## Campus President



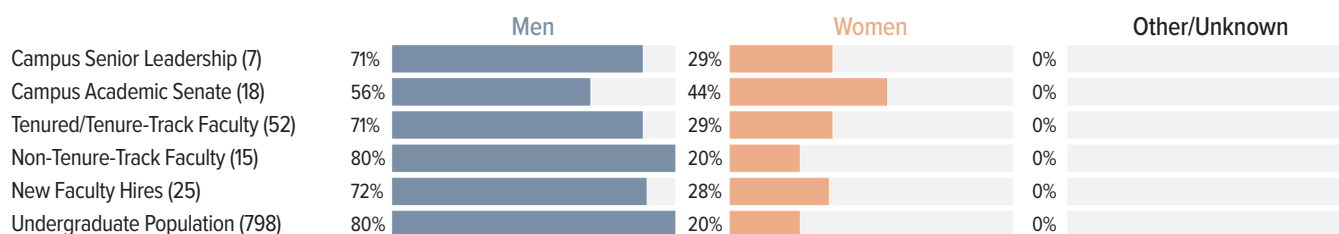
## Campus Senior Leadership



## Campus Demographics by Race/Ethnicity



## Campus Demographics by Gender



\*Native Hawaiian and Pacific Islander

Note: To maintain consistency, Campus Senior Leadership includes the campus president in both the icon and bar graph visualizations.

Tenured/Tenure-Track, Non-Tenure-Track, and New Faculty Hire groups all refer to full-time faculty members.

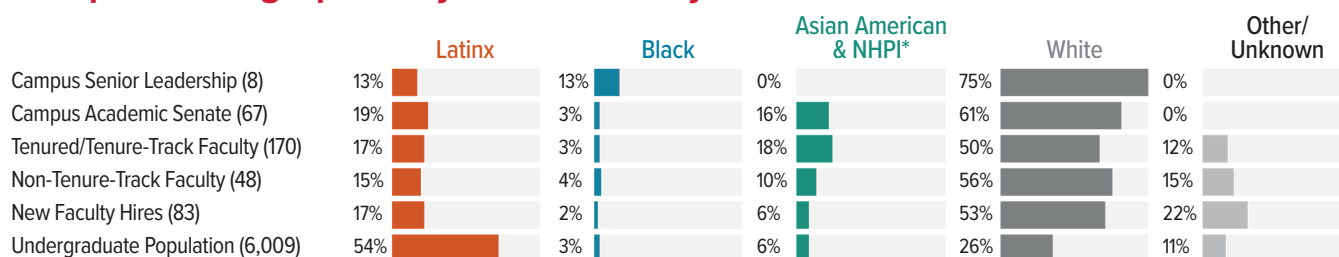
## Campus President



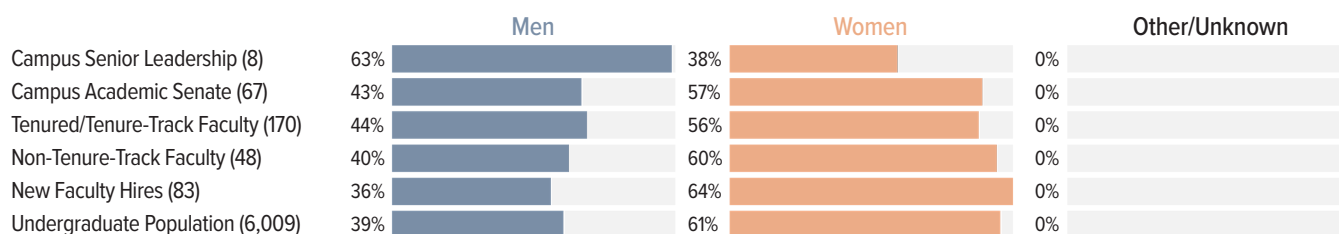
## Campus Senior Leadership



## Campus Demographics by Race/Ethnicity



## Campus Demographics by Gender



\*Native Hawaiian and Pacific Islander

Note: To maintain consistency, Campus Senior Leadership includes the campus president in both the icon and bar graph visualizations.


Tenured/Tenure-Track, Non-Tenure-Track, and New Faculty Hire groups all refer to full-time faculty members.



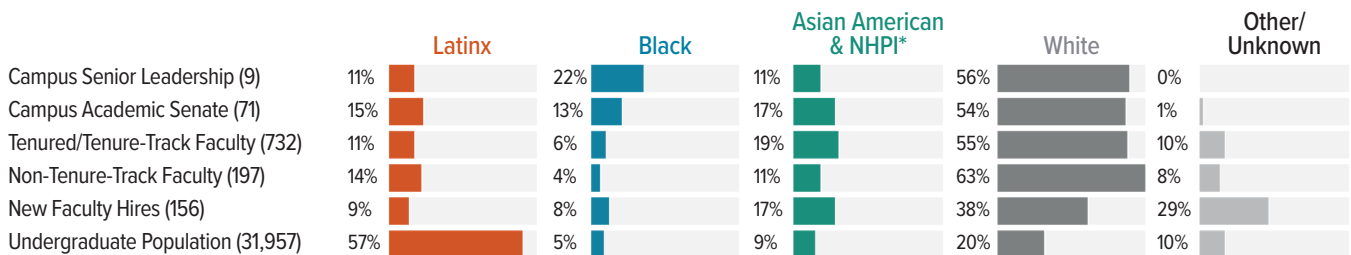
## Campus President



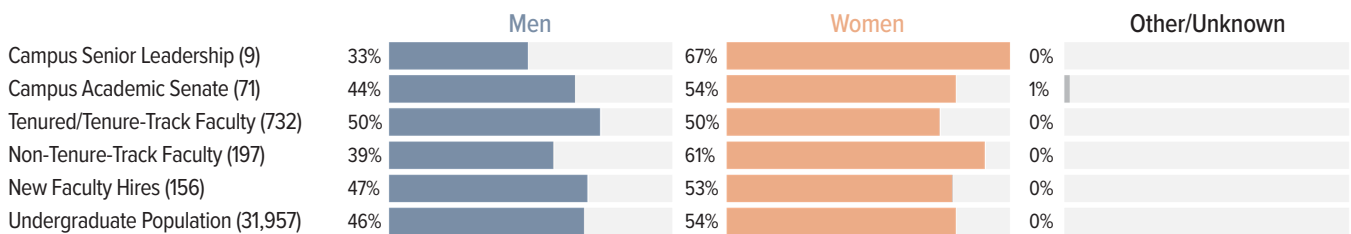
## Campus Senior Leadership



## Campus Demographics by Race/Ethnicity



## Campus Demographics by Gender



\*Native Hawaiian and Pacific Islander

Note: To maintain consistency, Campus Senior Leadership includes the campus president in both the icon and bar graph visualizations.

Tenured/Tenure-Track, Non-Tenure-Track, and New Faculty Hire groups all refer to full-time faculty members.

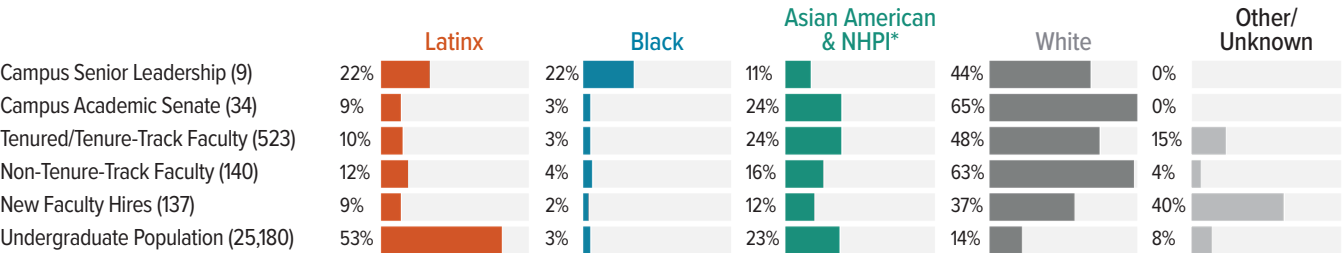
Campus President



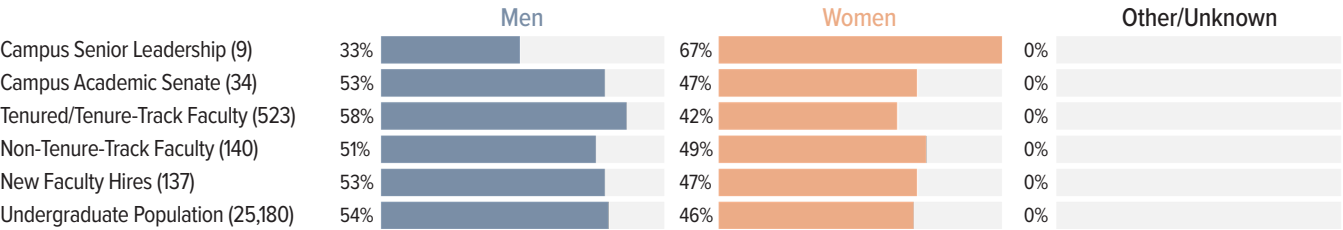
Campus Senior Leadership



Campus Demographics by Race/Ethnicity



Campus Demographics by Gender



\*Native Hawaiian and Pacific Islander  
Note: To maintain consistency, Campus Senior Leadership includes the campus president in both the icon and bar graph visualizations.  
Tenured/Tenure-Track, Non-Tenure-Track, and New Faculty Hire groups all refer to full-time faculty members.

# Sacramento State

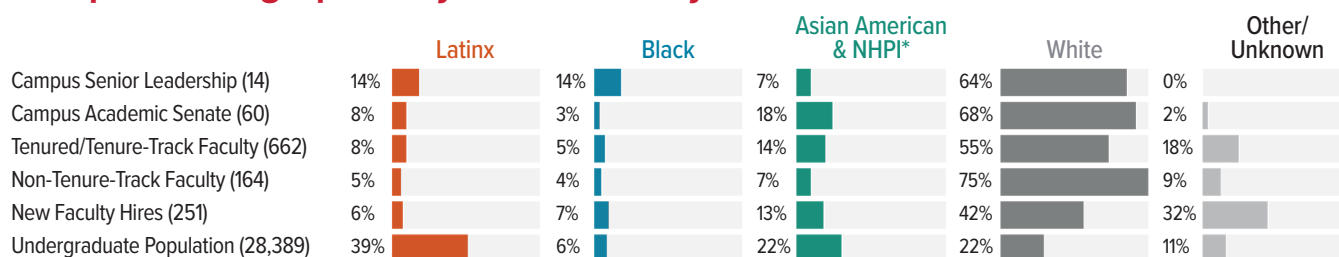
## Campus President



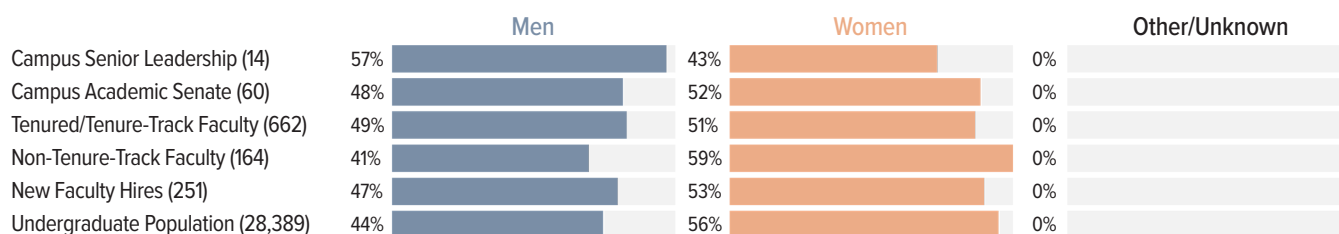
## Campus Senior Leadership



## Campus Demographics by Race/Ethnicity



## Campus Demographics by Gender



\*Native Hawaiian and Pacific Islander

Note: To maintain consistency, Campus Senior Leadership includes the campus president in both the icon and bar graph visualizations.

Tenured/Tenure-Track, Non-Tenure-Track, and New Faculty Hire groups all refer to full-time faculty members.

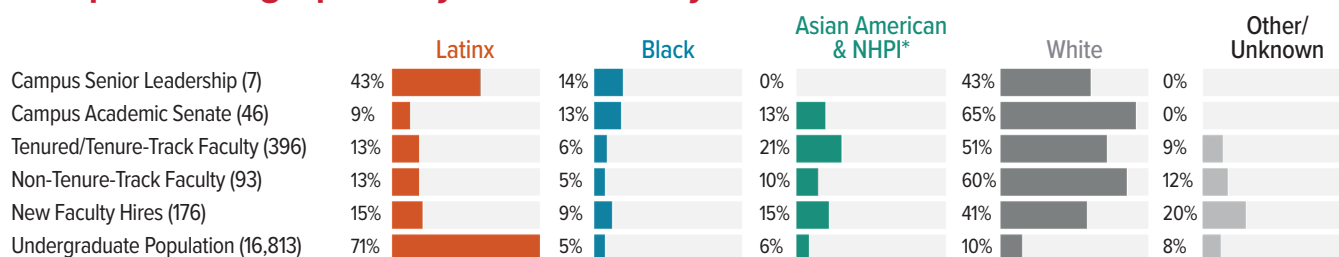
## Campus President



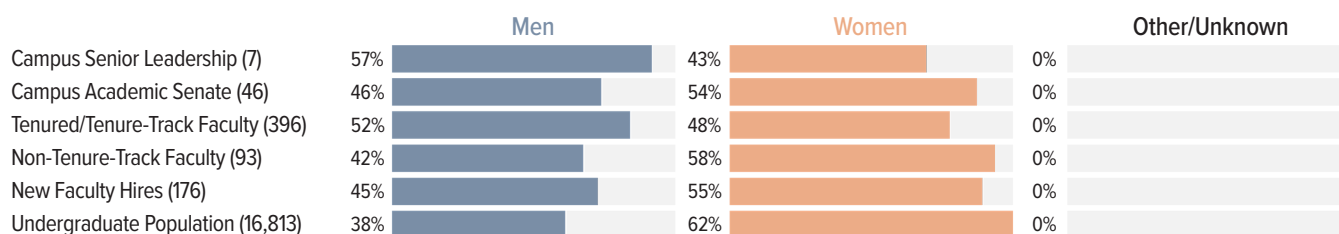
## Campus Senior Leadership



## Campus Demographics by Race/Ethnicity



## Campus Demographics by Gender



\*Native Hawaiian and Pacific Islander


Note: To maintain consistency, Campus Senior Leadership includes the campus president in both the icon and bar graph visualizations.

Tenured/Tenure-Track, Non-Tenure-Track, and New Faculty Hire groups all refer to full-time faculty members.

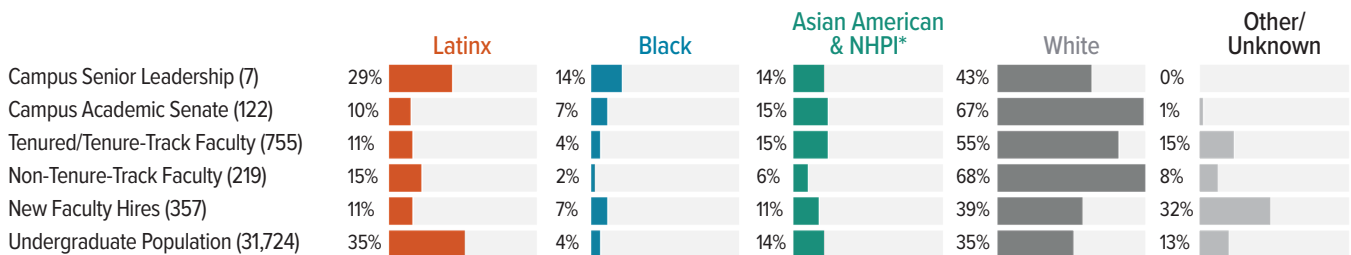
## Campus President



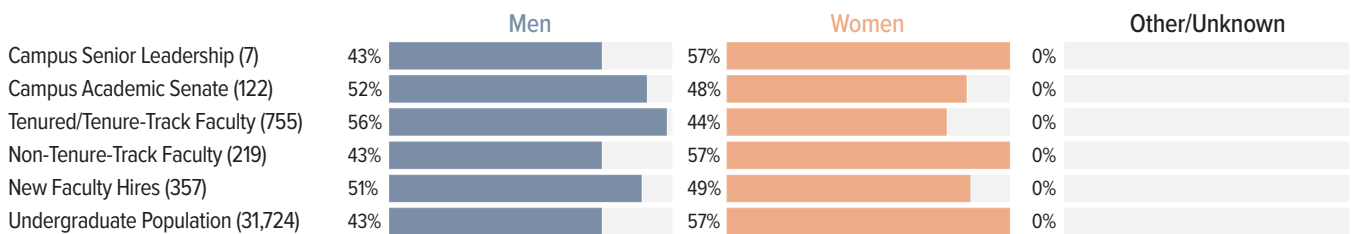
## Campus Senior Leadership



## Campus Demographics by Race/Ethnicity



## Campus Demographics by Gender



\*Native Hawaiian and Pacific Islander

Note: To maintain consistency, Campus Senior Leadership includes the campus president in both the icon and bar graph visualizations.

Tenured/Tenure-Track, Non-Tenure-Track, and New Faculty Hire groups all refer to full-time faculty members.

# San Francisco State

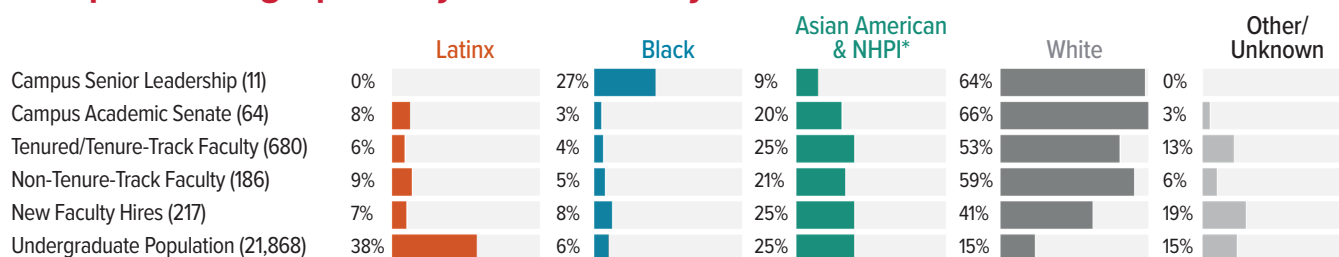
## Campus President



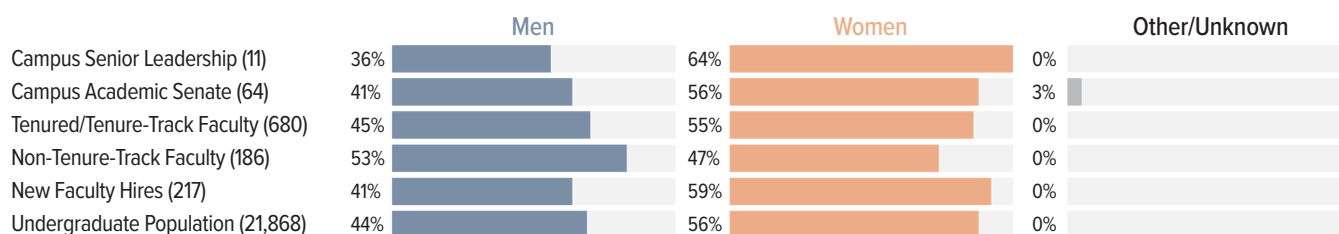
## Campus Senior Leadership



## Campus Demographics by Race/Ethnicity



## Campus Demographics by Gender



\*Native Hawaiian and Pacific Islander

Note: To maintain consistency, Campus Senior Leadership includes the campus president in both the icon and bar graph visualizations.

Tenured/Tenure-Track, Non-Tenure-Track, and New Faculty Hire groups all refer to full-time faculty members.

# San José State

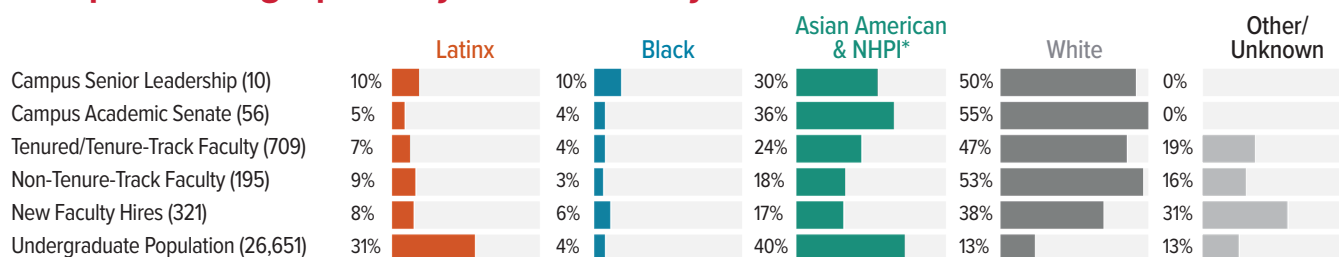
## Campus President



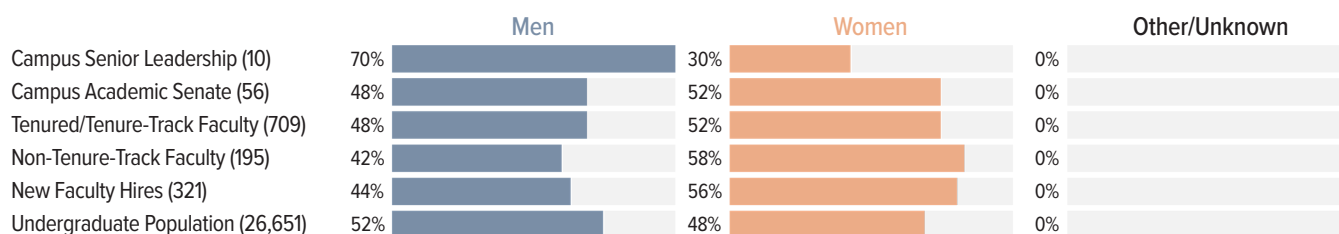
## Campus Senior Leadership



## Campus Demographics by Race/Ethnicity



## Campus Demographics by Gender



\*Native Hawaiian and Pacific Islander

Note: To maintain consistency, Campus Senior Leadership includes the campus president in both the icon and bar graph visualizations.

Tenured/Tenure-Track, Non-Tenure-Track, and New Faculty Hire groups all refer to full-time faculty members.



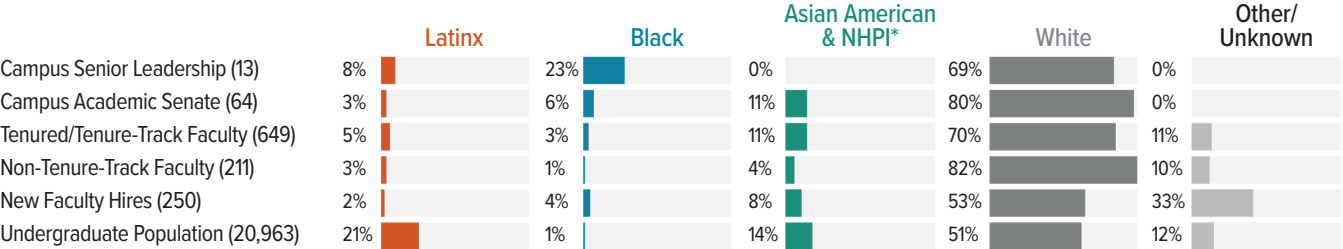
Campus President



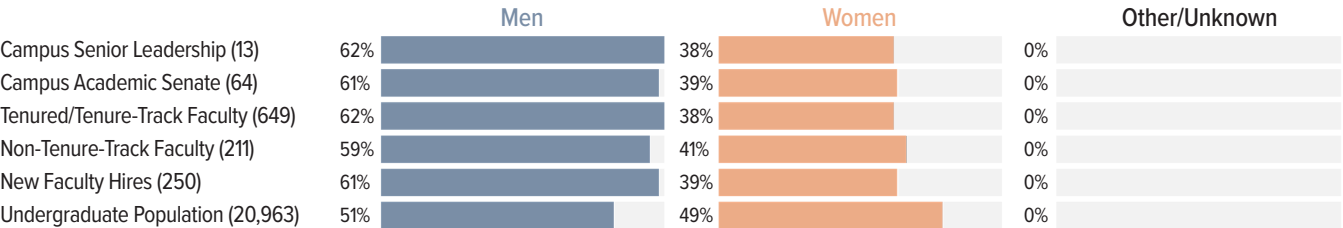
Campus Senior Leadership



Campus Demographics by Race/Ethnicity



Campus Demographics by Gender



\*Native Hawaiian and Pacific Islander  
Note: To maintain consistency, Campus Senior Leadership includes the campus president in both the icon and bar graph visualizations.  
Tenured/Tenure-Track, Non-Tenure-Track, and New Faculty Hire groups all refer to full-time faculty members.

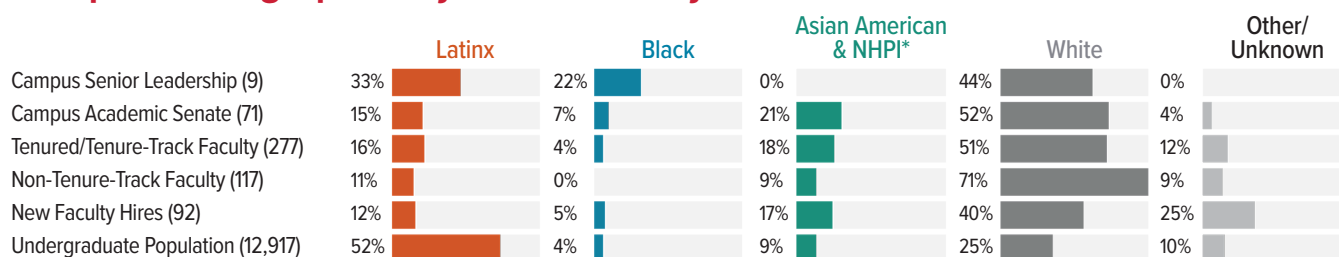
## Campus President



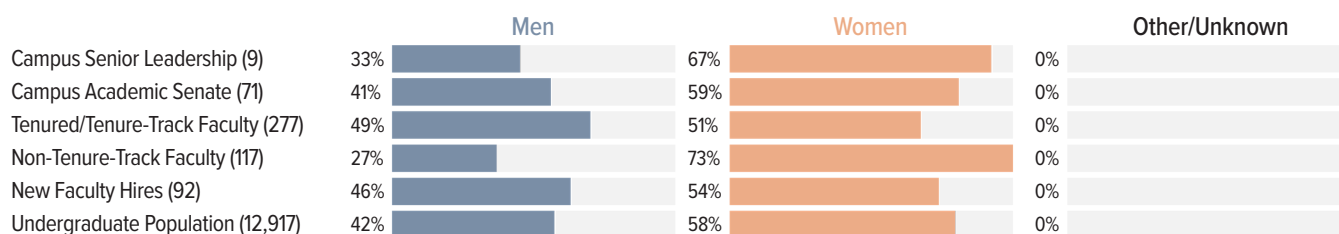
## Campus Senior Leadership



## Campus Demographics by Race/Ethnicity



## Campus Demographics by Gender



\*Native Hawaiian and Pacific Islander

Note: To maintain consistency, Campus Senior Leadership includes the campus president in both the icon and bar graph visualizations.

Tenured/Tenure-Track, Non-Tenure-Track, and New Faculty Hire groups all refer to full-time faculty members.

# Sonoma State

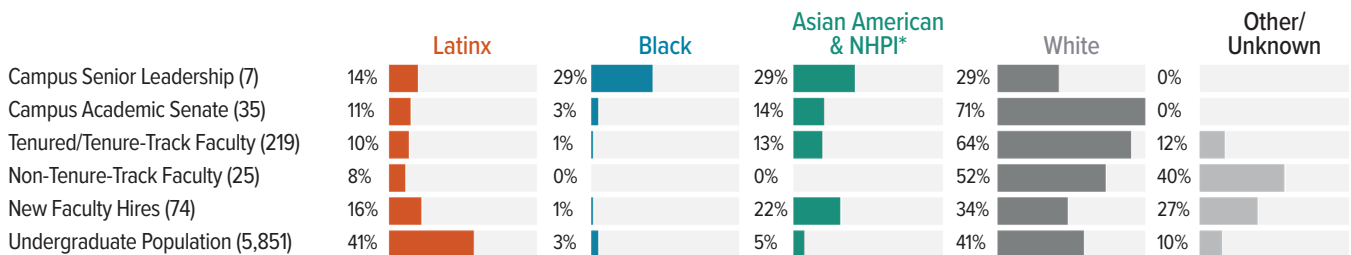
## Campus President



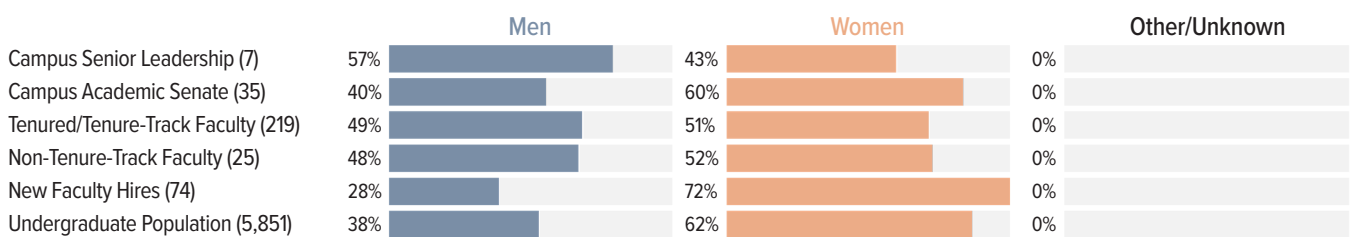
## Campus Senior Leadership



## Campus Demographics by Race/Ethnicity



## Campus Demographics by Gender



\*Native Hawaiian and Pacific Islander

Note: To maintain consistency, Campus Senior Leadership includes the campus president in both the icon and bar graph visualizations.

Tenured/Tenure-Track, Non-Tenure-Track, and New Faculty Hire groups all refer to full-time faculty members.

# Stanislaus State

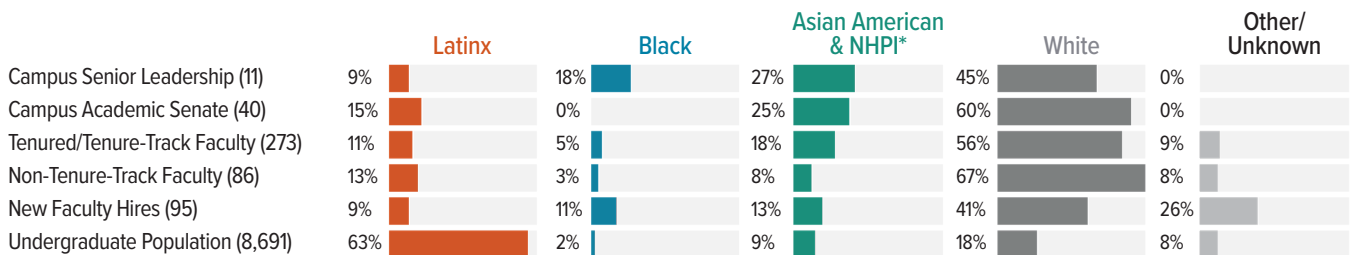
## Campus President



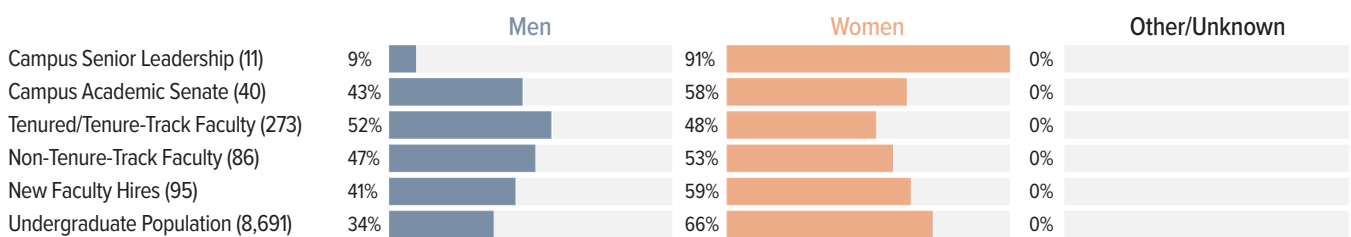
## Campus Senior Leadership



## Campus Demographics by Race/Ethnicity



## Campus Demographics by Gender



\*Native Hawaiian and Pacific Islander

Note: To maintain consistency, Campus Senior Leadership includes the campus president in both the icon and bar graph visualizations.

Tenured/Tenure-Track, Non-Tenure-Track, and New Faculty Hire groups all refer to full-time faculty members.

# CALIFORNIA COMMUNITY COLLEGES

## Board of Governors



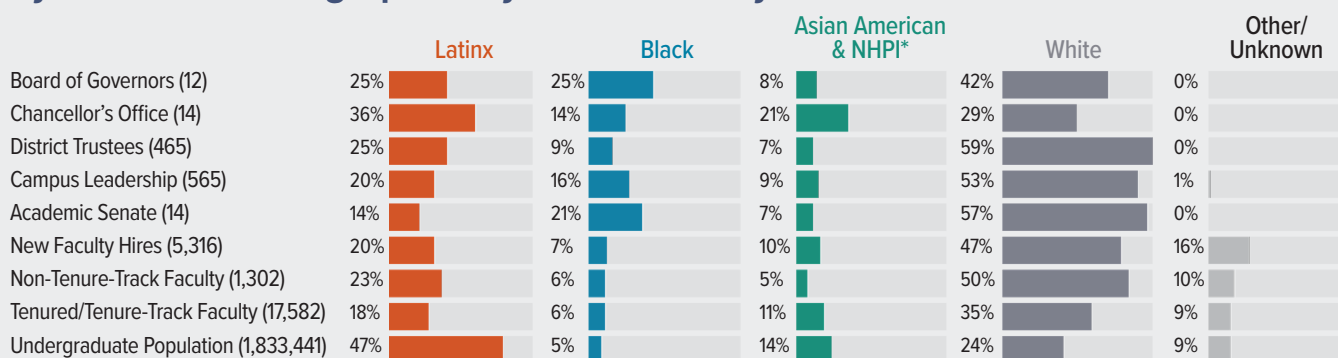
## Chancellor



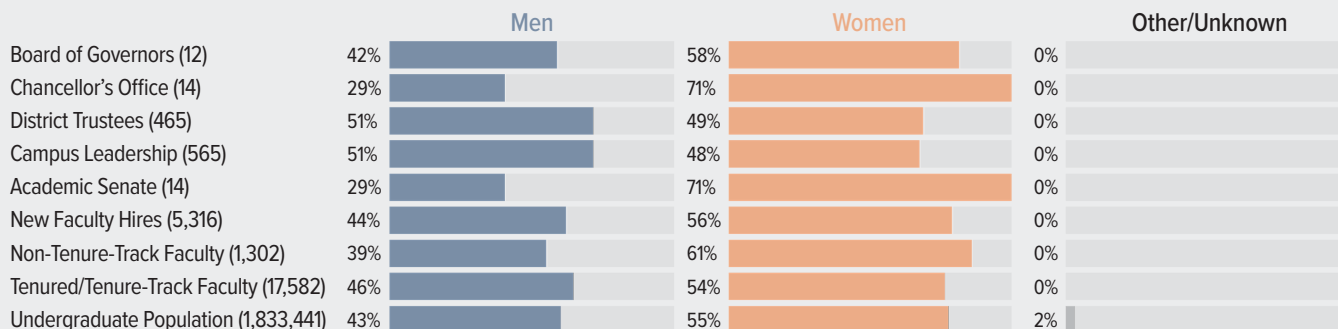
## Chancellor's Office



## Systemwide Demographics by Race/Ethnicity



## Systemwide Demographics by Gender



\*Native Hawaiian and Pacific Islander

Note: The Chancellor's Office includes the systemwide chancellor in both the icon and bar graph visualizations.

Tenured/Tenure-Track, Non-Tenure-Track, and New Faculty Hire groups all refer to full-time faculty members.

# Allan Hancock College

## District Leadership Trustees

Allan Hancock Joint Community College District



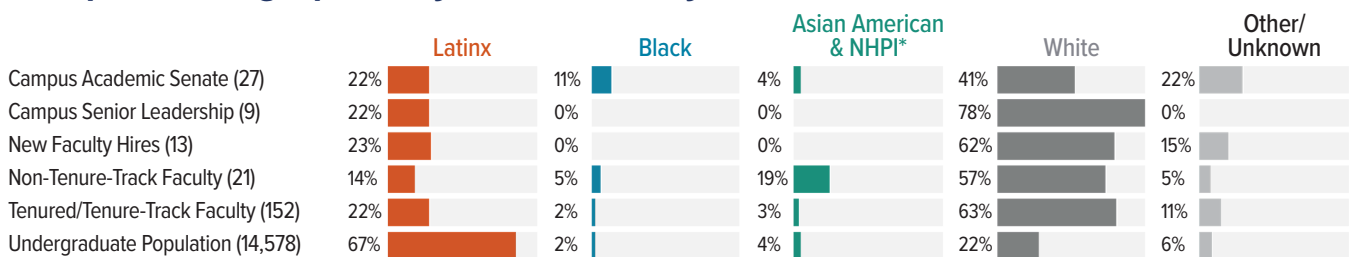
## President



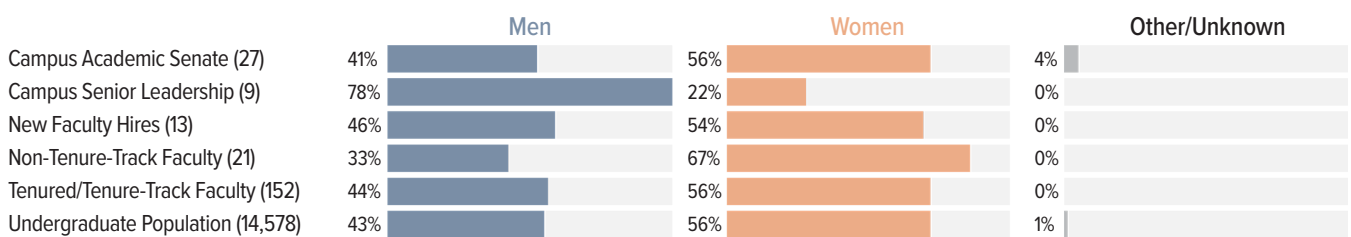
## Campus Senior Leadership



## Campus Demographics by Race/Ethnicity



## Campus Demographics by Gender



\*Native Hawaiian and Pacific Islander

Note: To maintain consistency, Campus Senior Leadership includes the campus president in both the icon and bar graph visualizations.

Tenured/Tenure-Track, Non-Tenure-Track, and New Faculty Hire groups all refer to full-time faculty members.

# American River College

## District Leadership Trustees

Los Rios Community College District



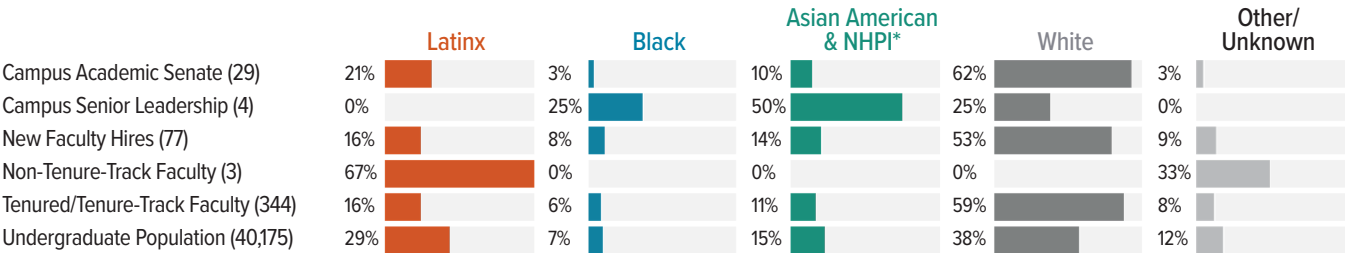
## President



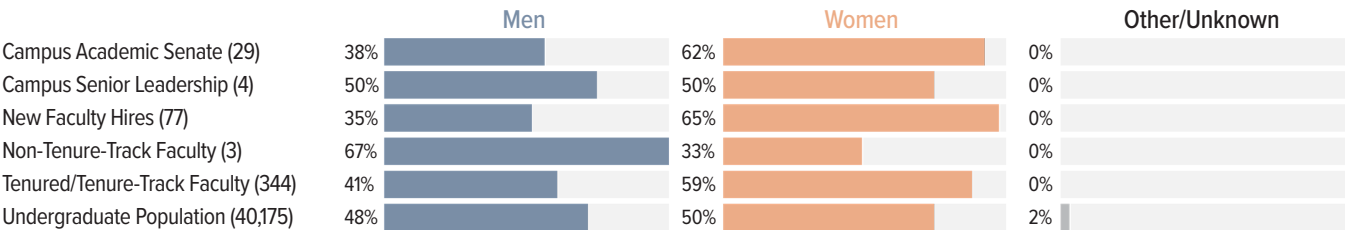
## Campus Senior Leadership



## Campus Demographics by Race/Ethnicity



## Campus Demographics by Gender



\*Native Hawaiian and Pacific Islander  
Note: To maintain consistency, Campus Senior Leadership includes the campus president in both the icon and bar graph visualizations.  
Tenured/Tenure-Track, Non-Tenure-Track, and New Faculty Hire groups all refer to full-time faculty members.



# Antelope Valley College

## District Leadership Trustees

Antelope Valley Community College District



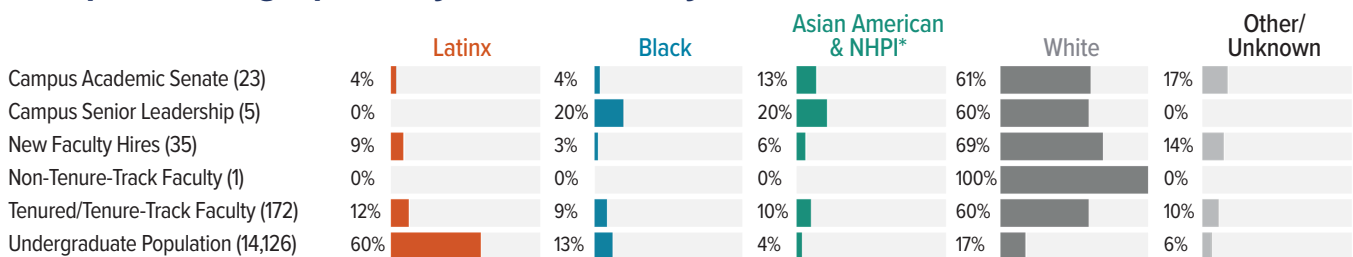
## President



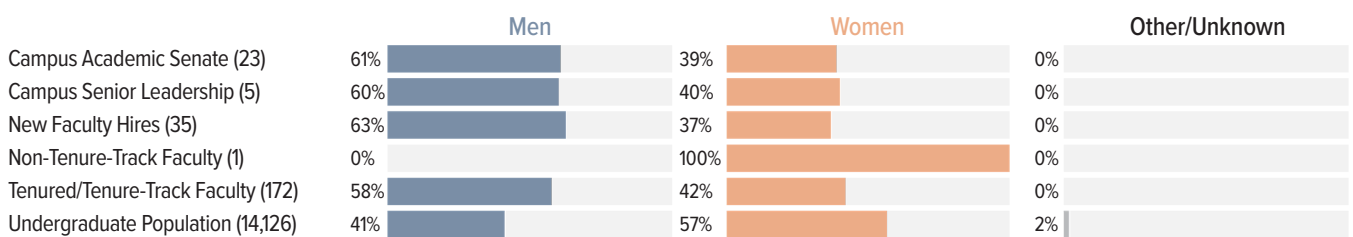
## Campus Senior Leadership



## Campus Demographics by Race/Ethnicity



## Campus Demographics by Gender



\*Native Hawaiian and Pacific Islander

Note: To maintain consistency, Campus Senior Leadership includes the campus president in both the icon and bar graph visualizations.

Tenured/Tenure-Track, Non-Tenure-Track, and New Faculty Hire groups all refer to full-time faculty members.

# Bakersfield College

## District Leadership Trustees

Kern Community College District



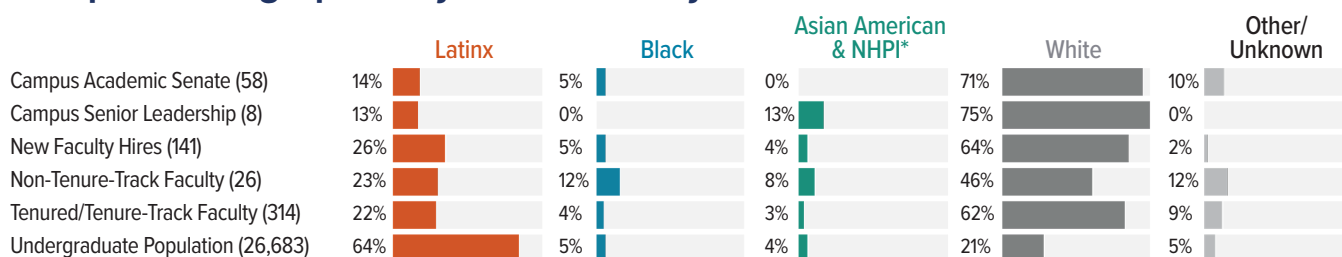
## President



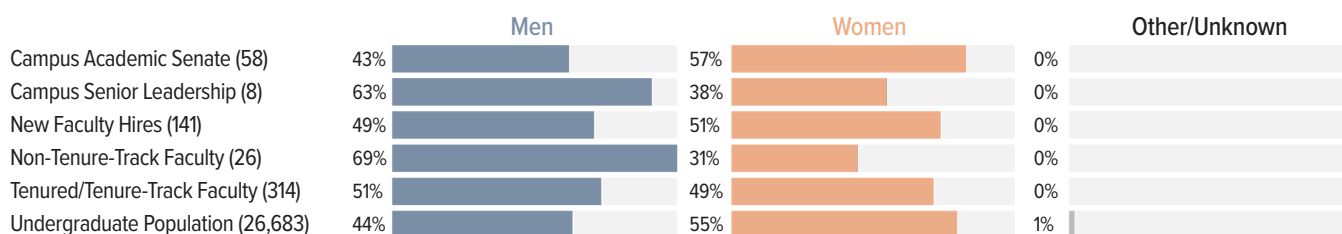
## Campus Senior Leadership



## Campus Demographics by Race/Ethnicity



## Campus Demographics by Gender



\*Native Hawaiian and Pacific Islander

Note: To maintain consistency, Campus Senior Leadership includes the campus president in both the icon and bar graph visualizations.

Tenured/Tenure-Track, Non-Tenure-Track, and New Faculty Hire groups all refer to full-time faculty members.

# Barstow Community College

## District Leadership Trustees

Barstow Community College District



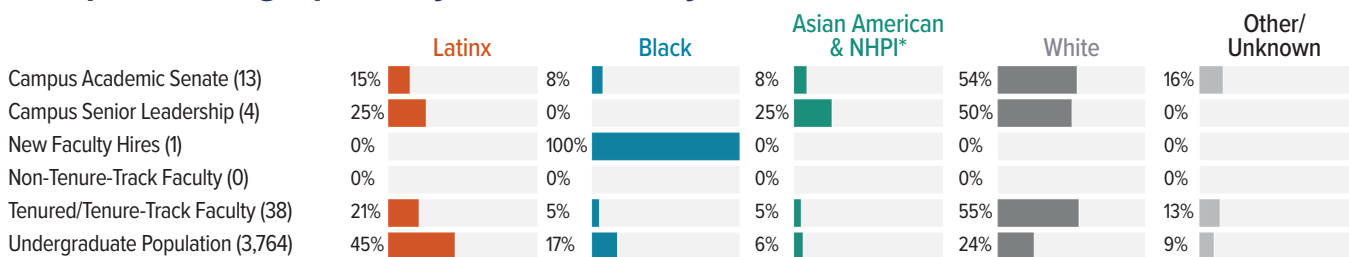
## President



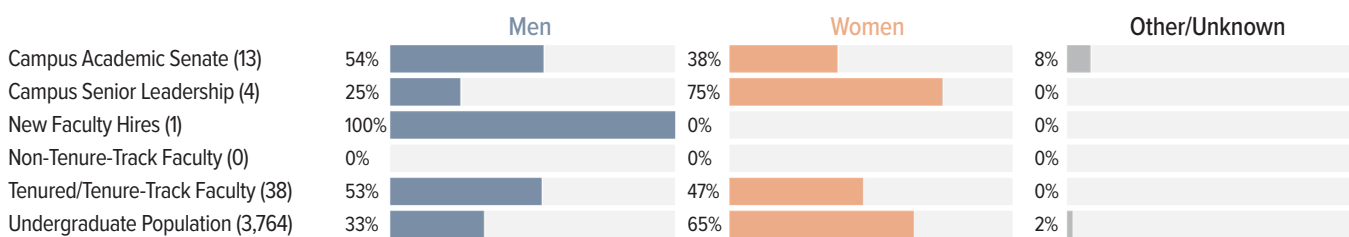
## Campus Senior Leadership



## Campus Demographics by Race/Ethnicity



## Campus Demographics by Gender



\*Native Hawaiian and Pacific Islander

Note: To maintain consistency, Campus Senior Leadership includes the campus president in both the icon and bar graph visualizations.

Tenured/Tenure-Track, Non-Tenure-Track, and New Faculty Hire groups all refer to full-time faculty members.

# Berkeley City College

## District Leadership Trustees

Peralta Community College District



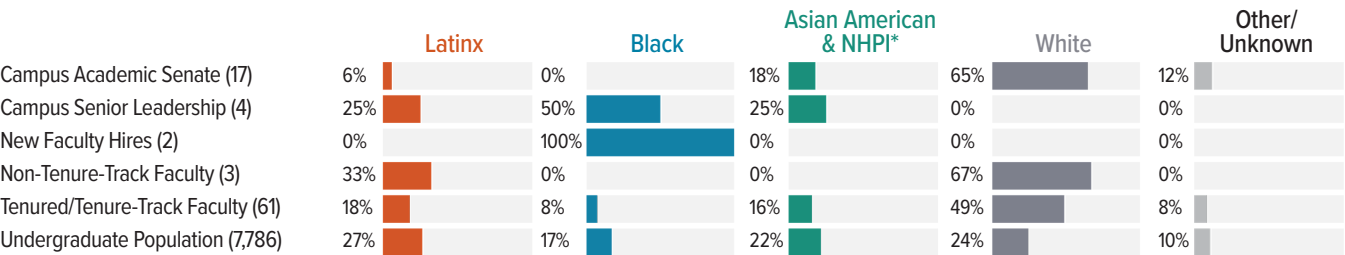
## President



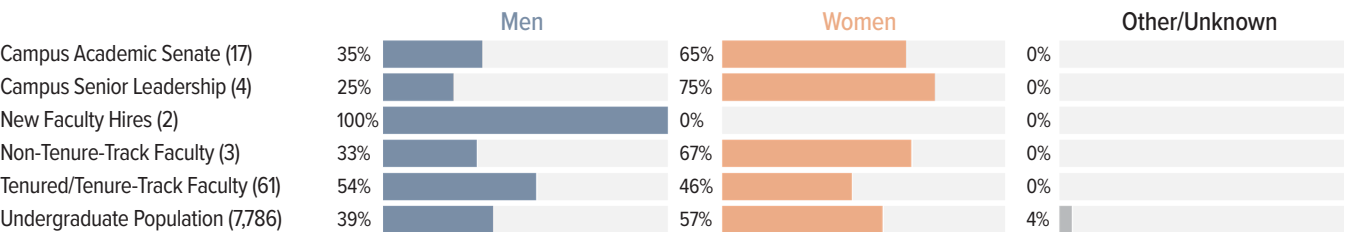
## Campus Senior Leadership



## Campus Demographics by Race/Ethnicity



## Campus Demographics by Gender



\*Native Hawaiian and Pacific Islander

Note: To maintain consistency, Campus Senior Leadership includes the campus president in both the icon and bar graph visualizations.

Tenured/Tenure-Track, Non-Tenure-Track, and New Faculty Hire groups all refer to full-time faculty members.

# Butte College

## District Leadership Trustees

Butte-Glenn Community College District



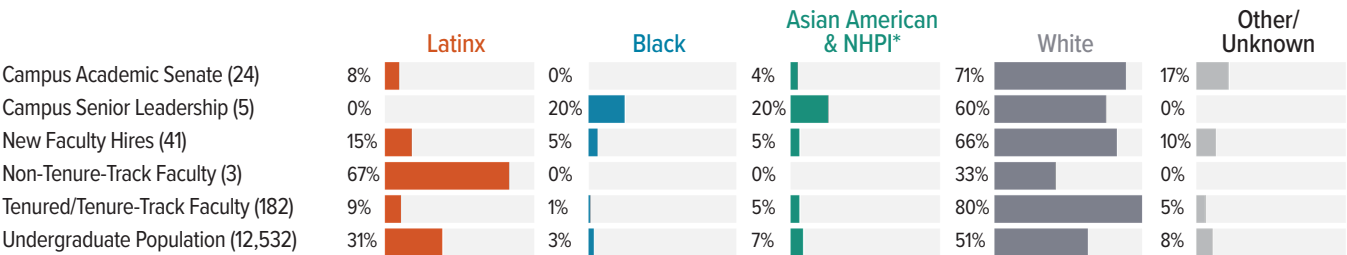
## President



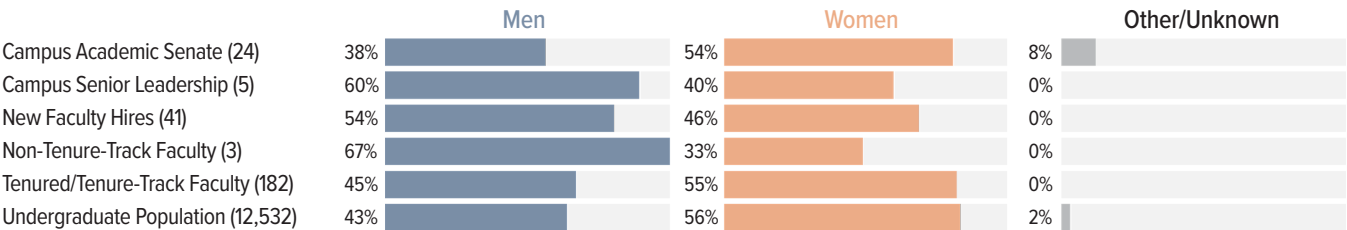
## Campus Senior Leadership



## Campus Demographics by Race/Ethnicity



## Campus Demographics by Gender



\*Native Hawaiian and Pacific Islander  
Note: To maintain consistency, Campus Senior Leadership includes the campus president in both the icon and bar graph visualizations. Tenured/Tenure-Track, Non-Tenure-Track, and New Faculty Hire groups all refer to full-time faculty members.

# Cabrillo College

## District Leadership Trustees

Cabrillo Community College District



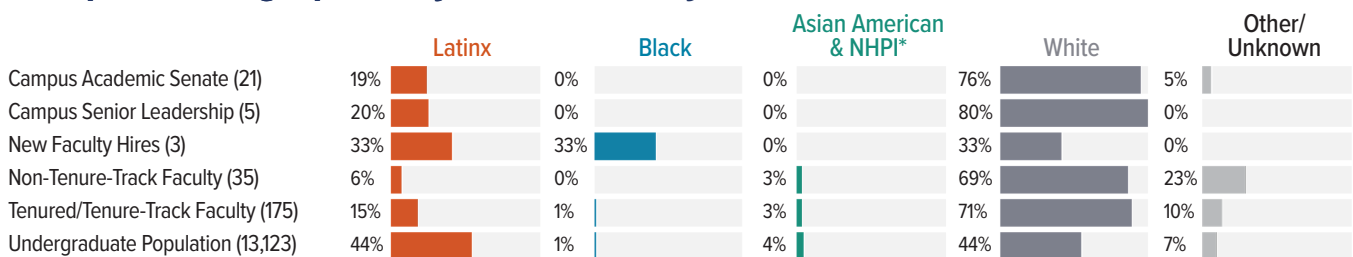
## President



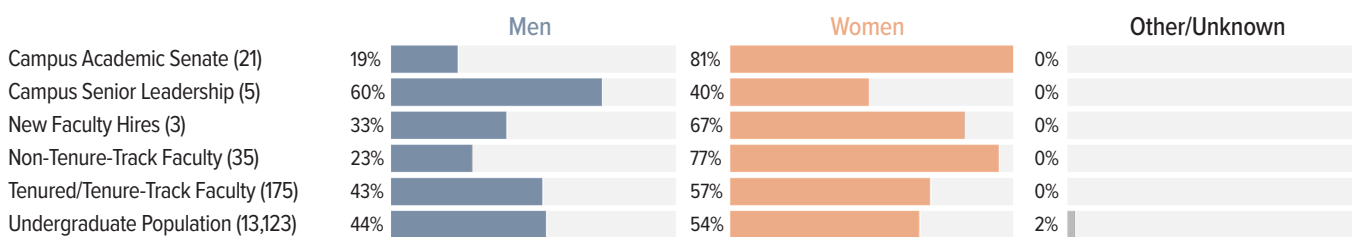
## Campus Senior Leadership



## Campus Demographics by Race/Ethnicity



## Campus Demographics by Gender



\*Native Hawaiian and Pacific Islander

Note: To maintain consistency, Campus Senior Leadership includes the campus president in both the icon and bar graph visualizations.

Tenured/Tenure-Track, Non-Tenure-Track, and New Faculty Hire groups all refer to full-time faculty members.

# Cañada College

## District Leadership Trustees

San Mateo County Community College District



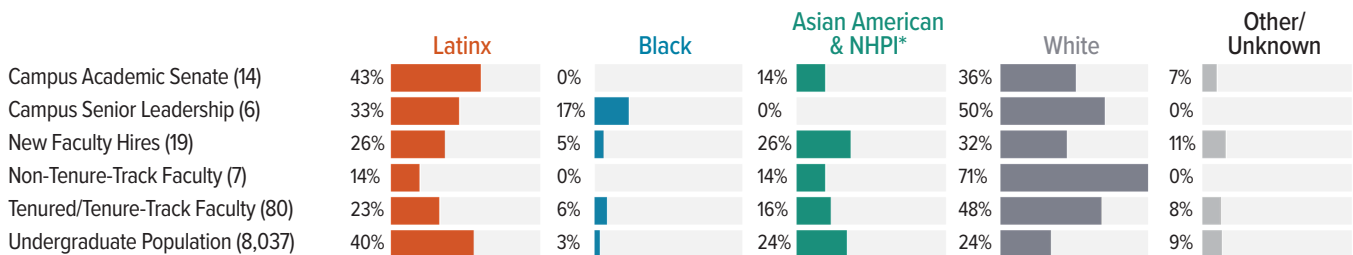
## President



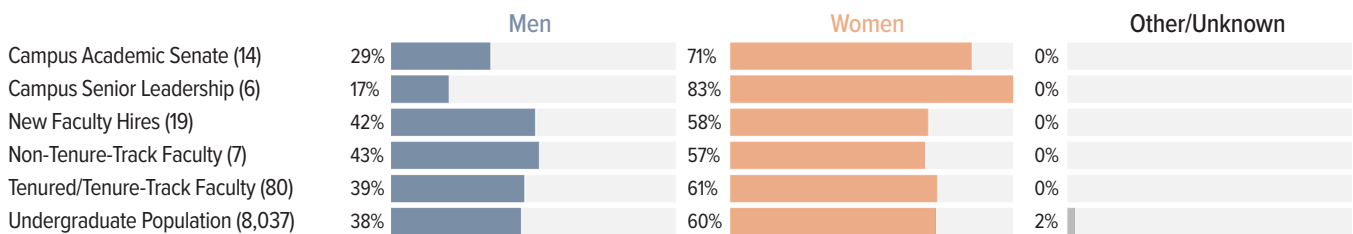
## Campus Senior Leadership



## Campus Demographics by Race/Ethnicity



## Campus Demographics by Gender



\*Native Hawaiian and Pacific Islander

Note: To maintain consistency, Campus Senior Leadership includes the campus president in both the icon and bar graph visualizations.

Tenured/Tenure-Track, Non-Tenure-Track, and New Faculty Hire groups all refer to full-time faculty members.



# Cerritos College

## District Leadership Trustees

Cerritos Community College District



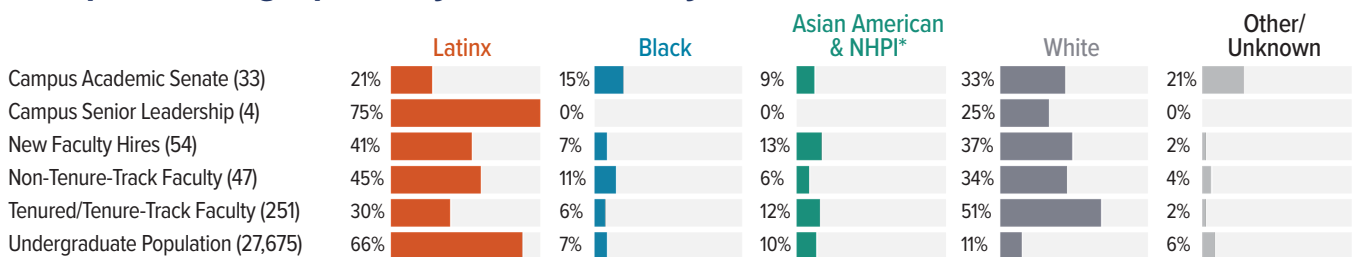
## President



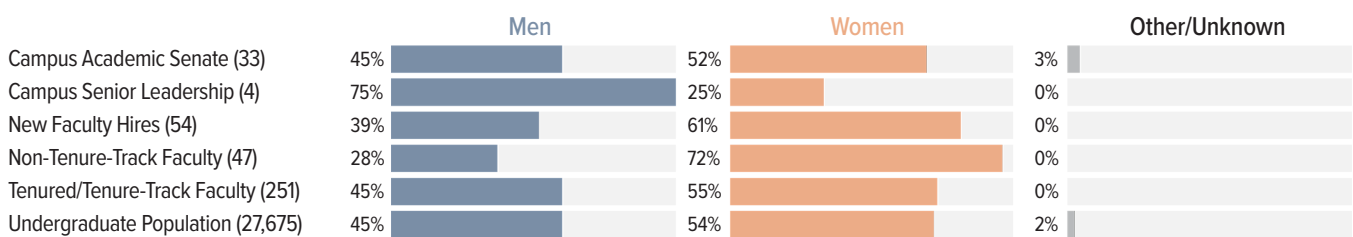
## Campus Senior Leadership



## Campus Demographics by Race/Ethnicity



## Campus Demographics by Gender



\*Native Hawaiian and Pacific Islander

Note: To maintain consistency, Campus Senior Leadership includes the campus president in both the icon and bar graph visualizations.

Tenured/Tenure-Track, Non-Tenure-Track, and New Faculty Hire groups all refer to full-time faculty members.

# Cerro Coso Community College

## District Leadership Trustees

Kern Community College District



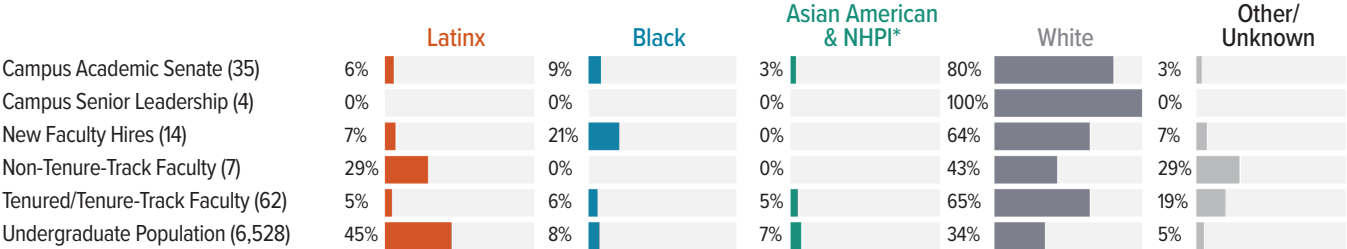
## President



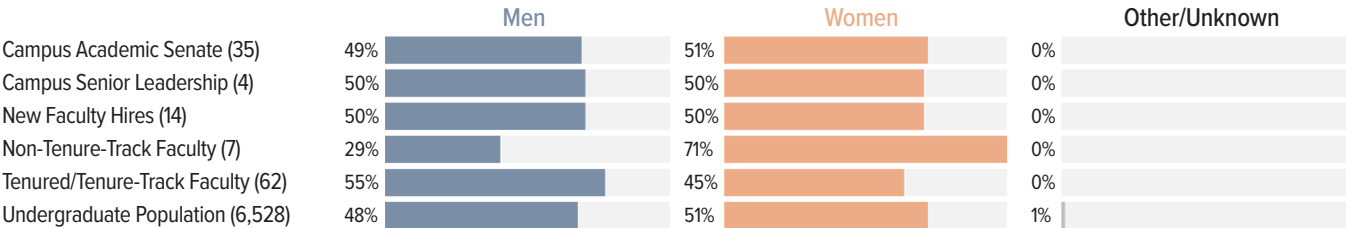
## Campus Senior Leadership



## Campus Demographics by Race/Ethnicity



## Campus Demographics by Gender



\*Native Hawaiian and Pacific Islander  
Note: To maintain consistency, Campus Senior Leadership includes the campus president in both the icon and bar graph visualizations.  
Tenured/Tenure-Track, Non-Tenure-Track, and New Faculty Hire groups all refer to full-time faculty members.

# Chabot College

## District Leadership Trustees

Chabot-Las Positas Community College District



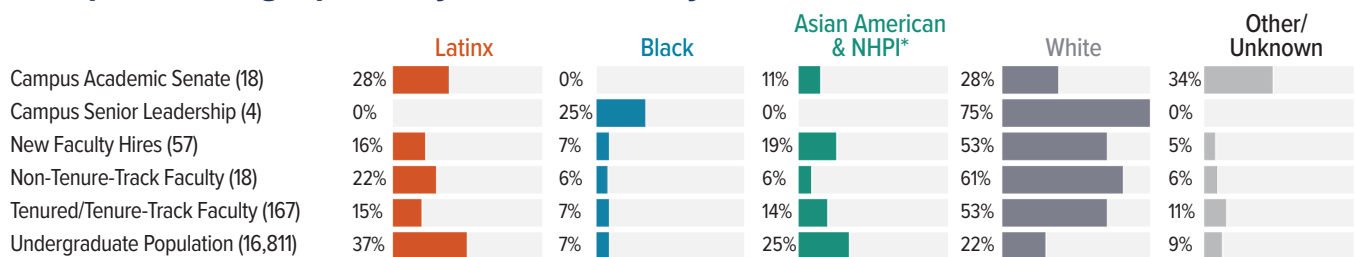
## President



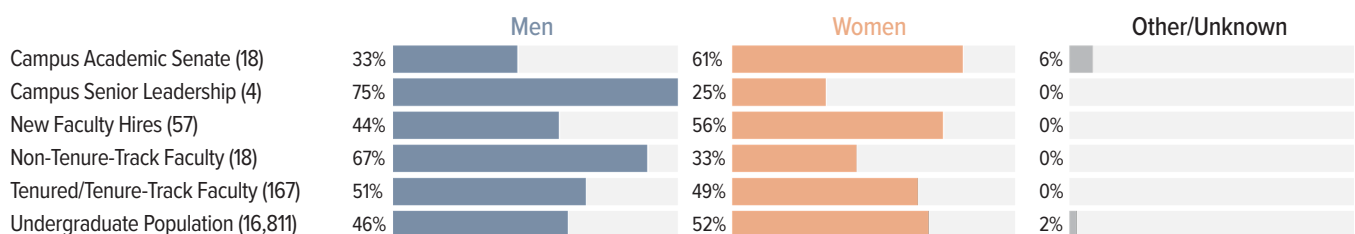
## Campus Senior Leadership



## Campus Demographics by Race/Ethnicity



## Campus Demographics by Gender



\*Native Hawaiian and Pacific Islander

Note: To maintain consistency, Campus Senior Leadership includes the campus president in both the icon and bar graph visualizations.

Tenured/Tenure-Track, Non-Tenure-Track, and New Faculty Hire groups all refer to full-time faculty members.

# Chaffey College

## District Leadership Trustees

Chaffey Community College District



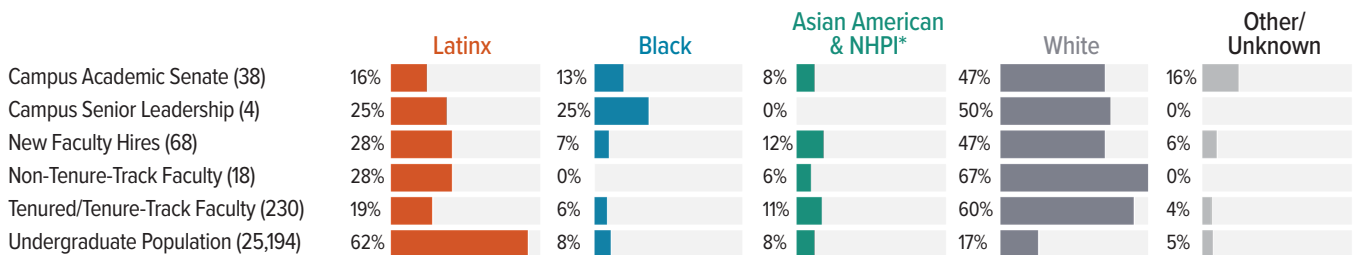
## President



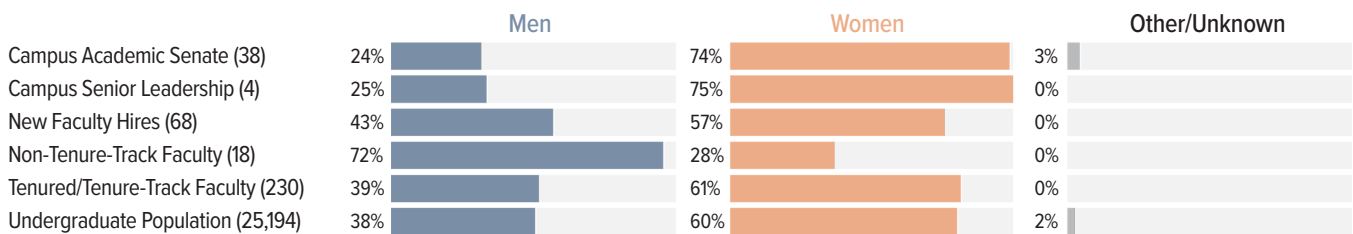
## Campus Senior Leadership



## Campus Demographics by Race/Ethnicity



## Campus Demographics by Gender



\*Native Hawaiian and Pacific Islander

Note: To maintain consistency, Campus Senior Leadership includes the campus president in both the icon and bar graph visualizations.

Tenured/Tenure-Track, Non-Tenure-Track, and New Faculty Hire groups all refer to full-time faculty members.

# Citrus College

## District Leadership Trustees

Citrus Community College District



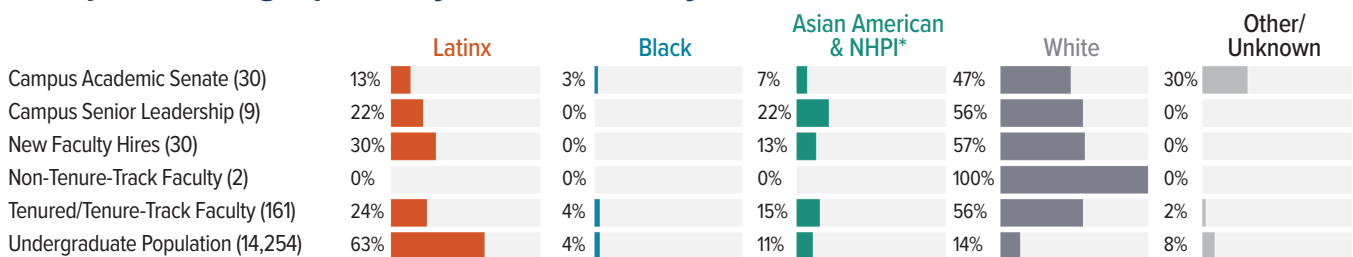
## President



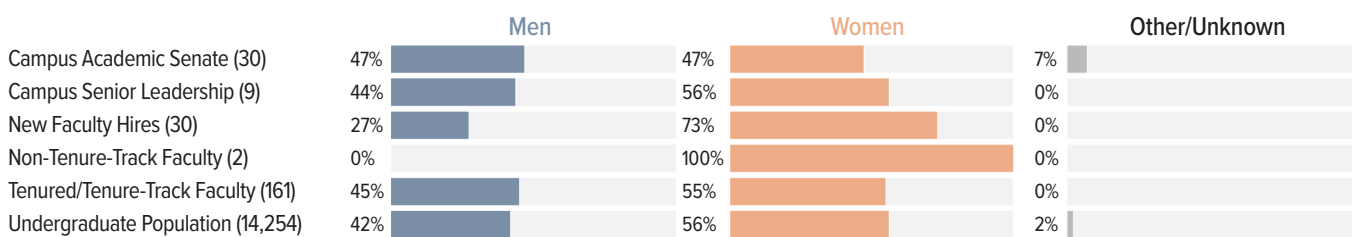
## Campus Senior Leadership



## Campus Demographics by Race/Ethnicity



## Campus Demographics by Gender



\*Native Hawaiian and Pacific Islander

Note: To maintain consistency, Campus Senior Leadership includes the campus president in both the icon and bar graph visualizations.

Tenured/Tenure-Track, Non-Tenure-Track, and New Faculty Hire groups all refer to full-time faculty members.

# City College of San Francisco

## District Leadership Trustees

San Francisco Community College District



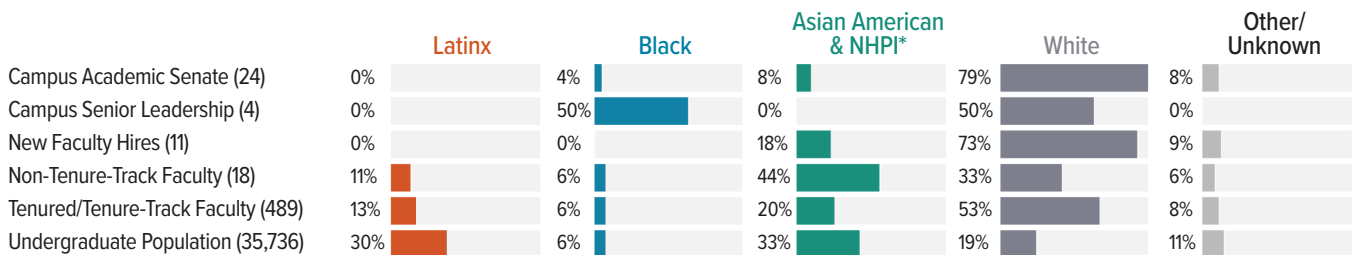
## President



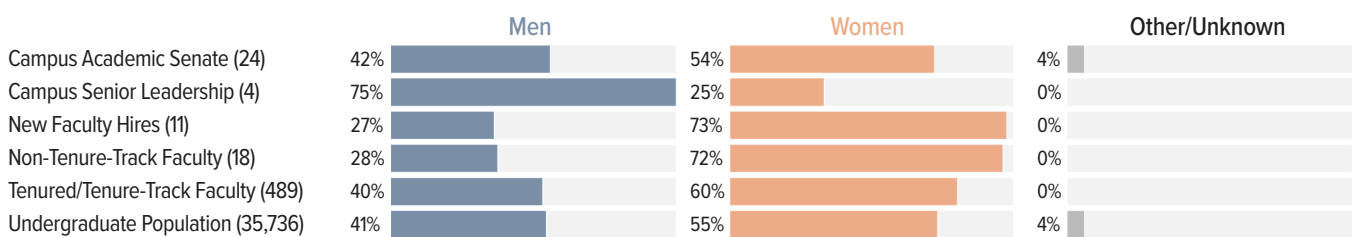
## Campus Senior Leadership



## Campus Demographics by Race/Ethnicity



## Campus Demographics by Gender



\*Native Hawaiian and Pacific Islander

Note: To maintain consistency, Campus Senior Leadership includes the campus president in both the icon and bar graph visualizations.

Tenured/Tenure-Track, Non-Tenure-Track, and New Faculty Hire groups all refer to full-time faculty members.

# Clovis Community College

## District Leadership Trustees

State Center Community College District



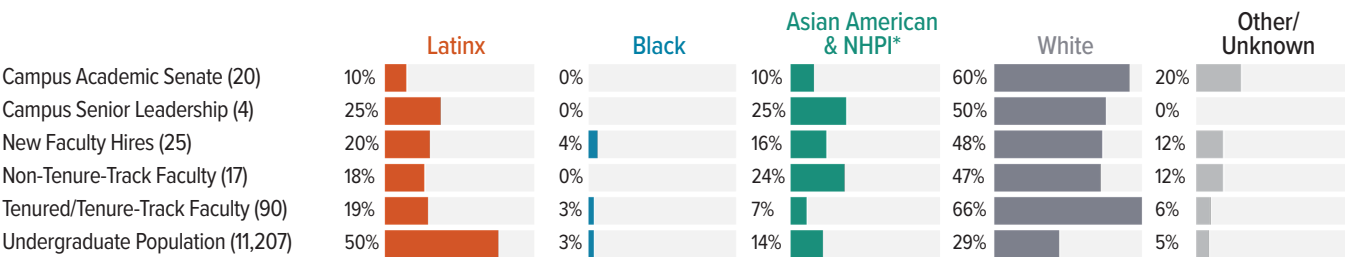
## President



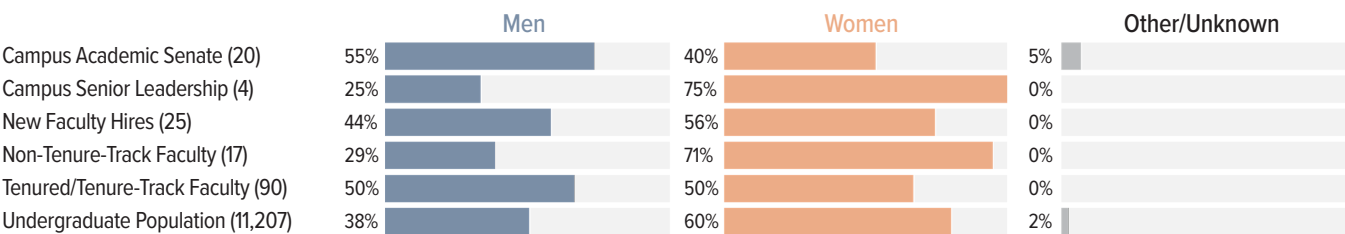
## Campus Senior Leadership



## Campus Demographics by Race/Ethnicity



## Campus Demographics by Gender



\*Native Hawaiian and Pacific Islander

Note: To maintain consistency, Campus Senior Leadership includes the campus president in both the icon and bar graph visualizations.

Tenured/Tenure-Track, Non-Tenure-Track, and New Faculty Hire groups all refer to full-time faculty members.



# Coastline Community College

## District Leadership Trustees

Coast Community College District



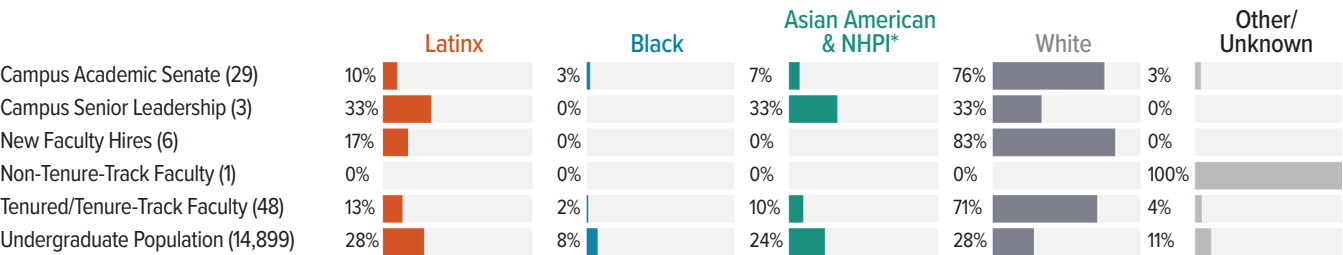
## President



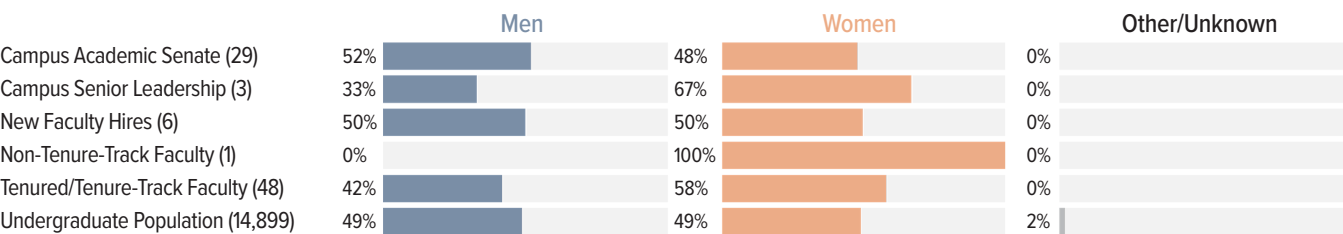
## Campus Senior Leadership



## Campus Demographics by Race/Ethnicity



## Campus Demographics by Gender



\*Native Hawaiian and Pacific Islander  
Note: To maintain consistency, Campus Senior Leadership includes the campus president in both the icon and bar graph visualizations.  
Tenured/Tenure-Track, Non-Tenure-Track, and New Faculty Hire groups all refer to full-time faculty members.

# College of Alameda

## District Leadership Trustees

Peralta Community College District



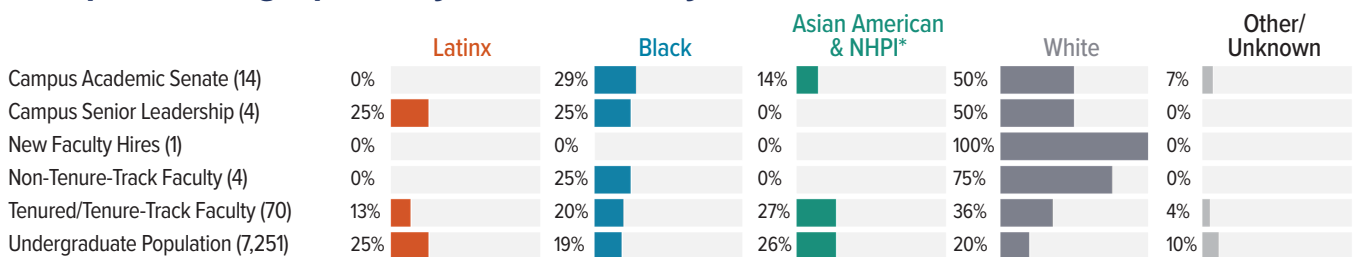
## President



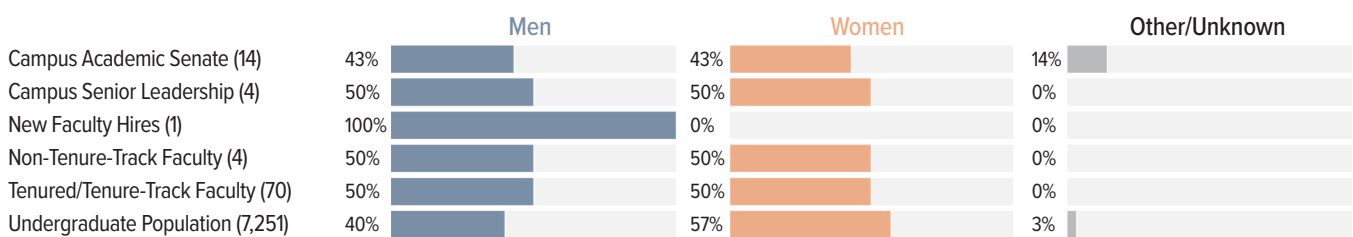
## Campus Senior Leadership



## Campus Demographics by Race/Ethnicity



## Campus Demographics by Gender



\*Native Hawaiian and Pacific Islander

Note: To maintain consistency, Campus Senior Leadership includes the campus president in both the icon and bar graph visualizations.

Tenured/Tenure-Track, Non-Tenure-Track, and New Faculty Hire groups all refer to full-time faculty members.

# College of Marin

## District Leadership Trustees

Marin Community College District



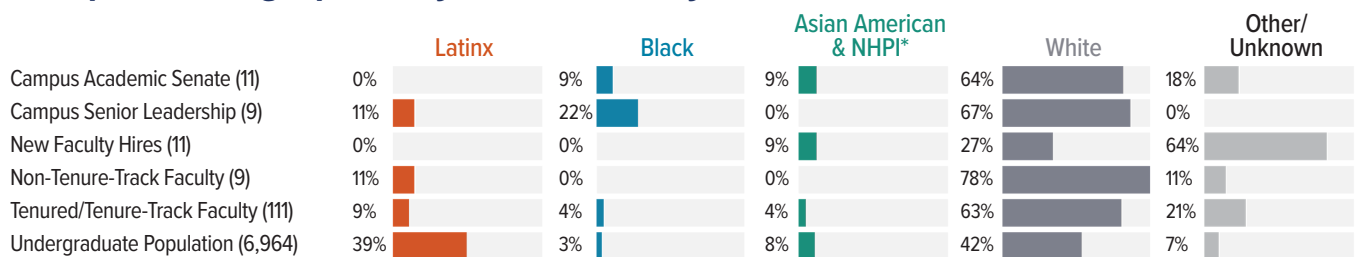
## President



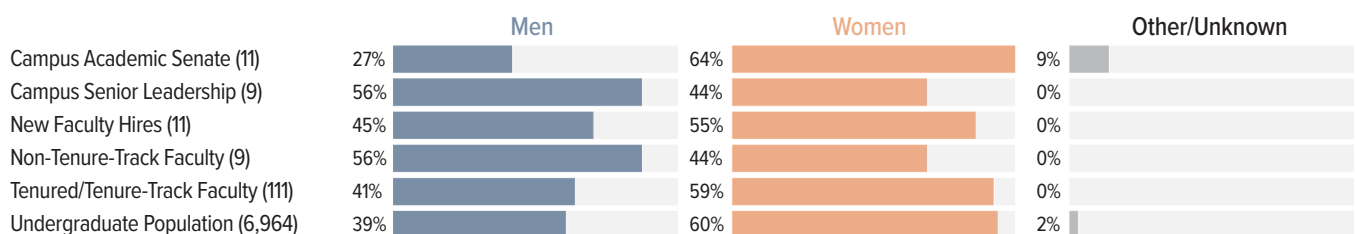
## Campus Senior Leadership



## Campus Demographics by Race/Ethnicity



## Campus Demographics by Gender



\*Native Hawaiian and Pacific Islander

Note: To maintain consistency, Campus Senior Leadership includes the campus president in both the icon and bar graph visualizations.

Tenured/Tenure-Track, Non-Tenure-Track, and New Faculty Hire groups all refer to full-time faculty members.

# College of San Mateo

## District Leadership Trustees

San Mateo County Community College District



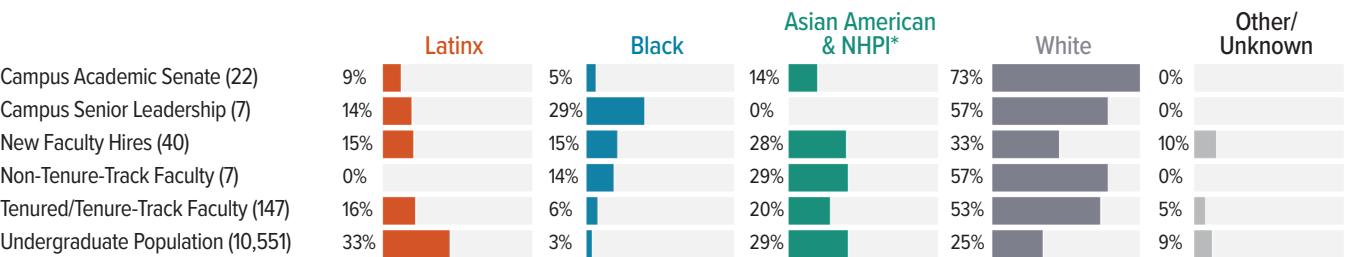
## President



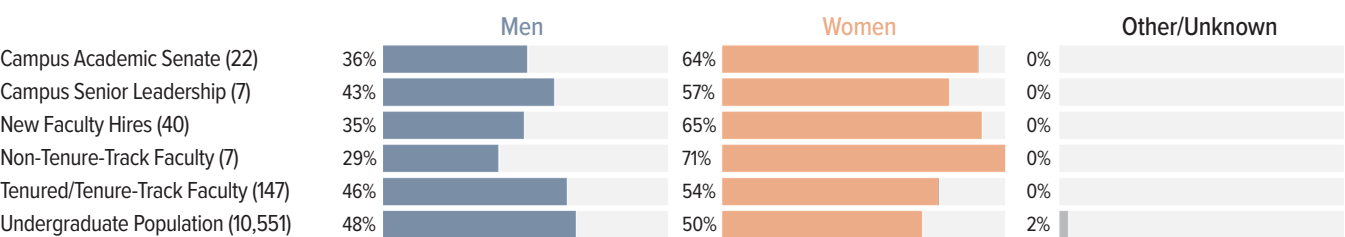
## Campus Senior Leadership



## Campus Demographics by Race/Ethnicity



## Campus Demographics by Gender



\*Native Hawaiian and Pacific Islander

Note: To maintain consistency, Campus Senior Leadership includes the campus president in both the icon and bar graph visualizations.

Tenured/Tenure-Track, Non-Tenure-Track, and New Faculty Hire groups all refer to full-time faculty members.

# College of the Canyons

## District Leadership Trustees

Santa Clarita Community College District



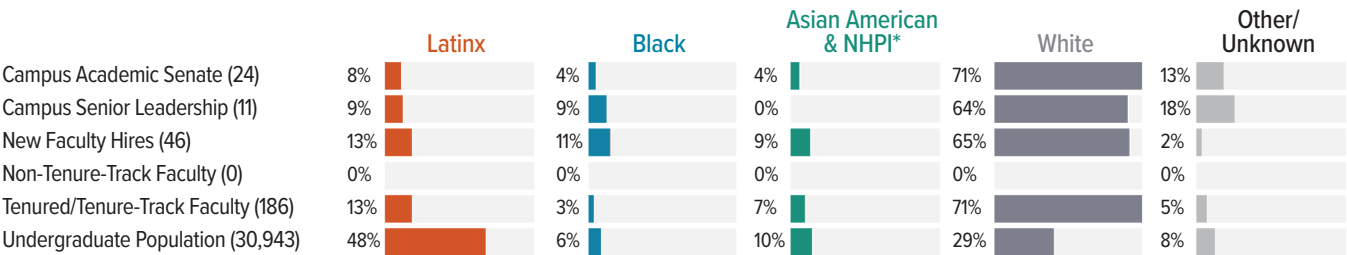
## President



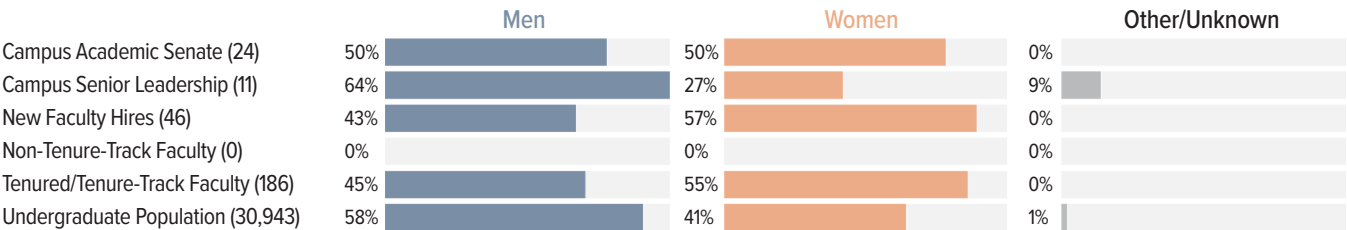
## Campus Senior Leadership \*\*



## Campus Demographics by Race/Ethnicity



## Campus Demographics by Gender



\*Native Hawaiian and Pacific Islander

\*\*The race and gender of one senior leadership member could not be determined.

Note: To maintain consistency, Campus Senior Leadership includes the campus president in both the icon and bar graph visualizations. Tenured/Tenure-Track, Non-Tenure-Track, and New Faculty Hire groups all refer to full-time faculty members.

# College of the Desert

## District Leadership Trustees

Desert Community College District



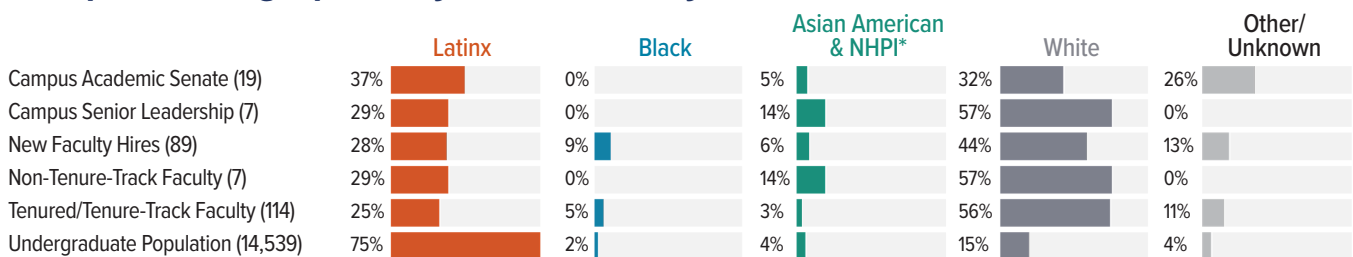
## President



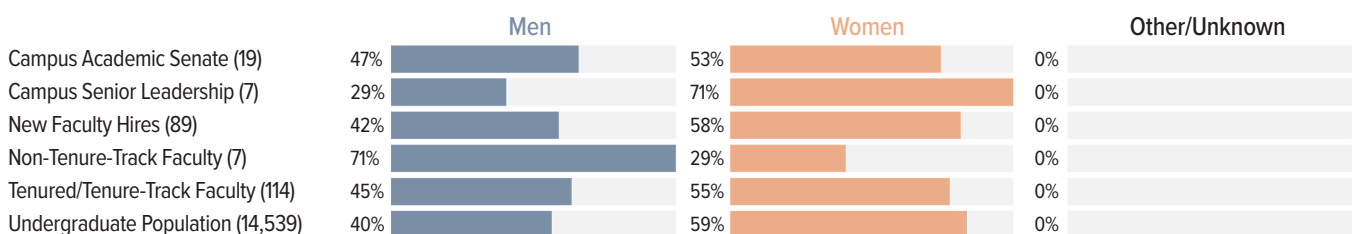
## Campus Senior Leadership



## Campus Demographics by Race/Ethnicity



## Campus Demographics by Gender



\*Native Hawaiian and Pacific Islander

Note: To maintain consistency, Campus Senior Leadership includes the campus president in both the icon and bar graph visualizations.

Tenured/Tenure-Track, Non-Tenure-Track, and New Faculty Hire groups all refer to full-time faculty members.

# College of the Redwoods

## District Leadership Trustees

Redwoods Community College District



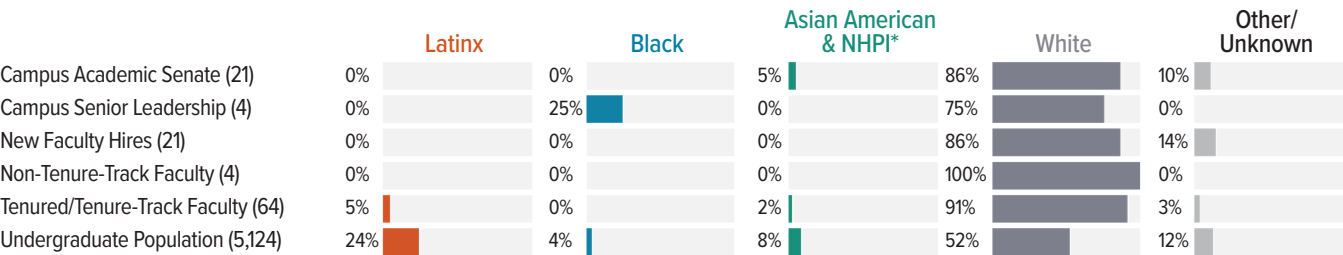
## President



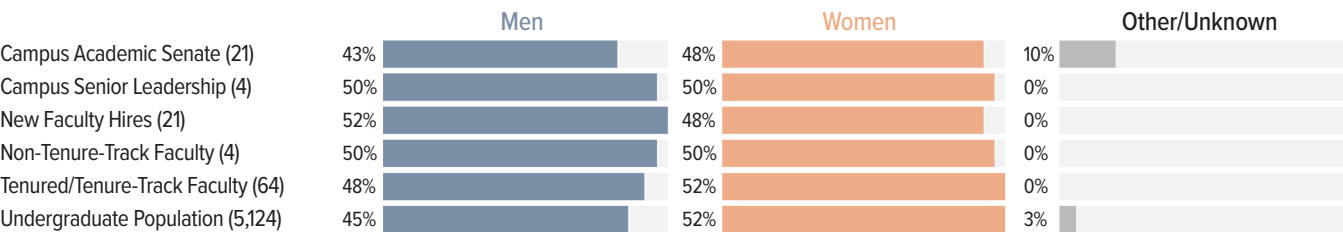
## Campus Senior Leadership



## Campus Demographics by Race/Ethnicity



## Campus Demographics by Gender



\*Native Hawaiian and Pacific Islander  
Note: To maintain consistency, Campus Senior Leadership includes the campus president in both the icon and bar graph visualizations. Tenured/Tenure-Track, Non-Tenure-Track, and New Faculty Hire groups all refer to full-time faculty members.

# College of the Sequoias

## District Leadership Trustees


Sequoias Community College District



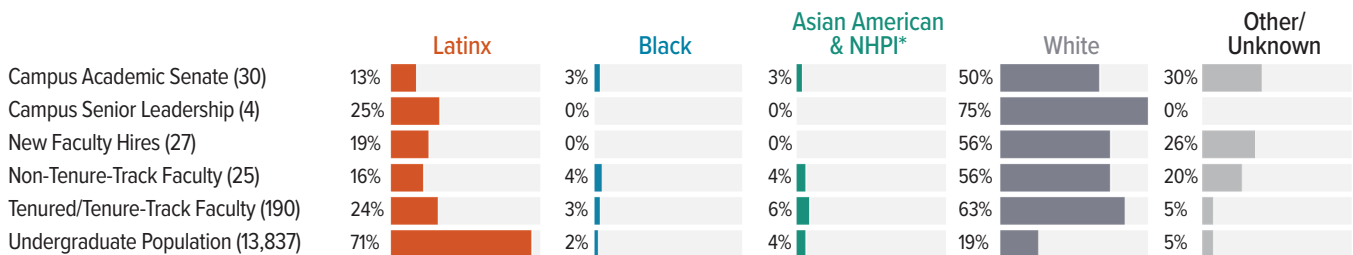
## President



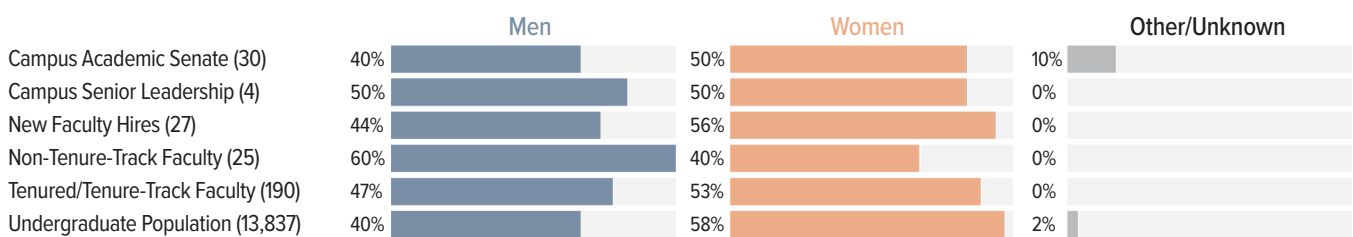
## Campus Senior Leadership



## Campus Demographics by Race/Ethnicity



## Campus Demographics by Gender



\*Native Hawaiian and Pacific Islander

Note: To maintain consistency, Campus Senior Leadership includes the campus president in both the icon and bar graph visualizations.

Tenured/Tenure-Track, Non-Tenure-Track, and New Faculty Hire groups all refer to full-time faculty members.



# College of the Siskiyous

## District Leadership Trustees

Siskiyou Joint Community College District



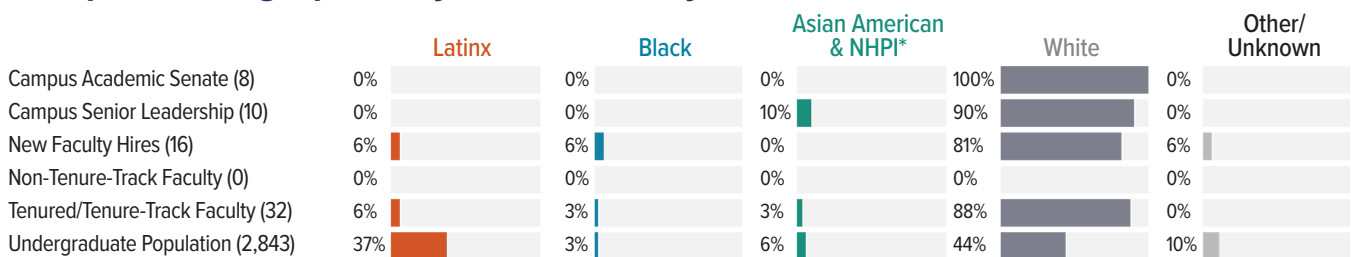
## President



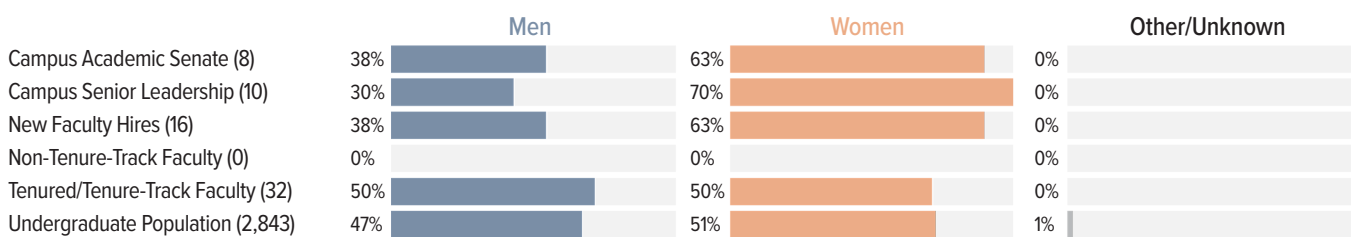
## Campus Senior Leadership



## Campus Demographics by Race/Ethnicity



## Campus Demographics by Gender



\*Native Hawaiian and Pacific Islander

Note: To maintain consistency, Campus Senior Leadership includes the campus president in both the icon and bar graph visualizations.

Tenured/Tenure-Track, Non-Tenure-Track, and New Faculty Hire groups all refer to full-time faculty members.

# Columbia College

## District Leadership Trustees

Yosemite Community College District



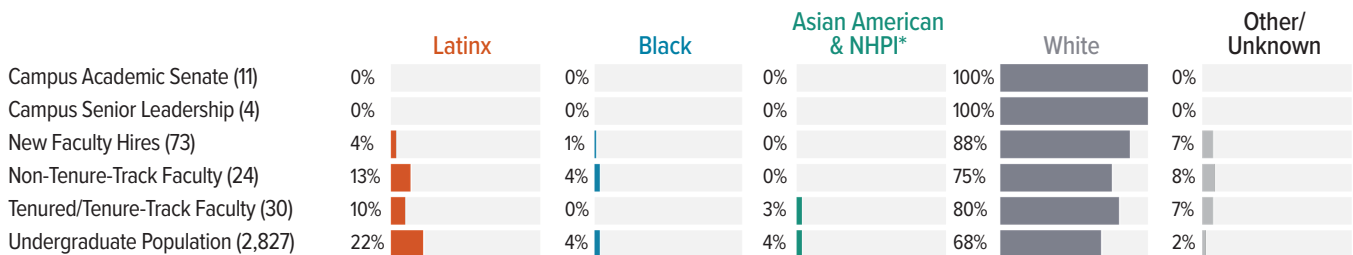
## President



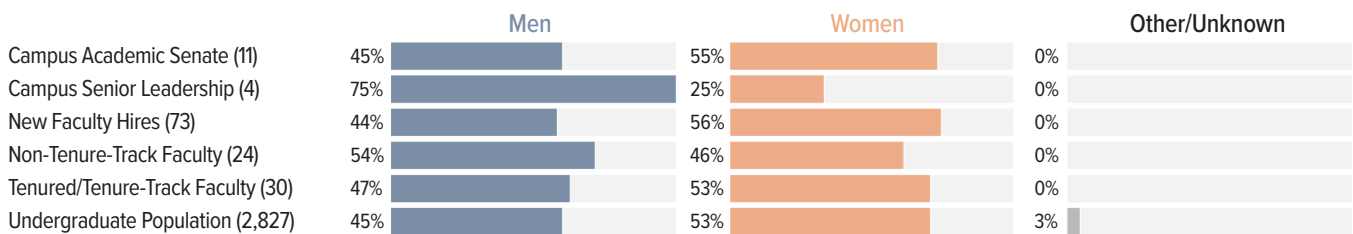
## Campus Senior Leadership



## Campus Demographics by Race/Ethnicity



## Campus Demographics by Gender



\*Native Hawaiian and Pacific Islander

Note: To maintain consistency, Campus Senior Leadership includes the campus president in both the icon and bar graph visualizations.

Tenured/Tenure-Track, Non-Tenure-Track, and New Faculty Hire groups all refer to full-time faculty members.

# Compton College

## District Leadership Trustees


Compton Community College District



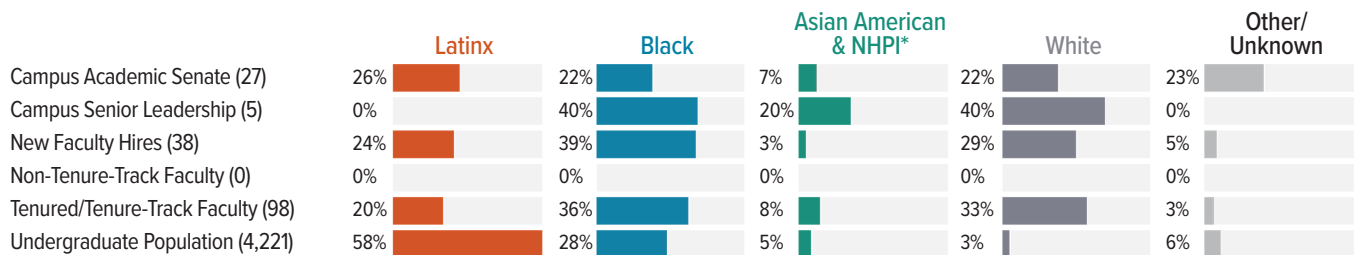
## President



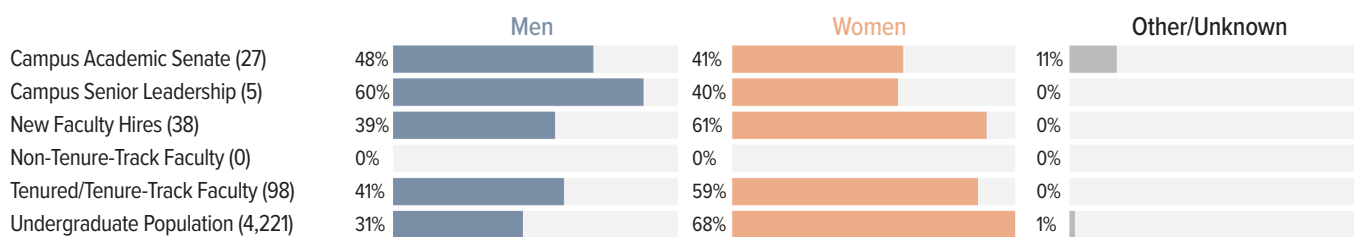
## Campus Senior Leadership



## Campus Demographics by Race/Ethnicity



## Campus Demographics by Gender



\*Native Hawaiian and Pacific Islander

Note: To maintain consistency, Campus Senior Leadership includes the campus president in both the icon and bar graph visualizations.

Tenured/Tenure-Track, Non-Tenure-Track, and New Faculty Hire groups all refer to full-time faculty members.

# Contra Costa College

## District Leadership Trustees

Contra Costa Community College District



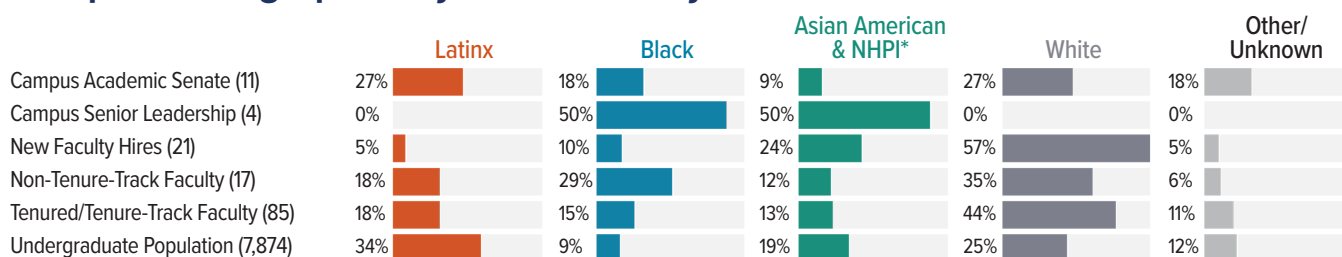
## President



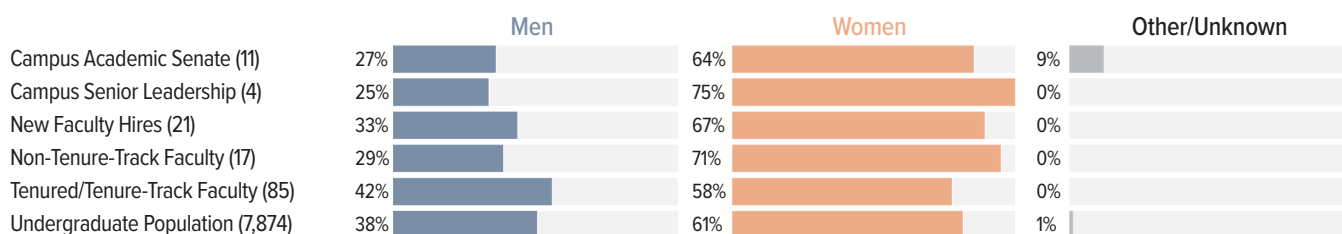
## Campus Senior Leadership



## Campus Demographics by Race/Ethnicity



## Campus Demographics by Gender



\*Native Hawaiian and Pacific Islander

Note: To maintain consistency, Campus Senior Leadership includes the campus president in both the icon and bar graph visualizations.

Tenured/Tenure-Track, Non-Tenure-Track, and New Faculty Hire groups all refer to full-time faculty members.

# Copper Mountain College

## District Leadership Trustees

Copper Mountain Community College District



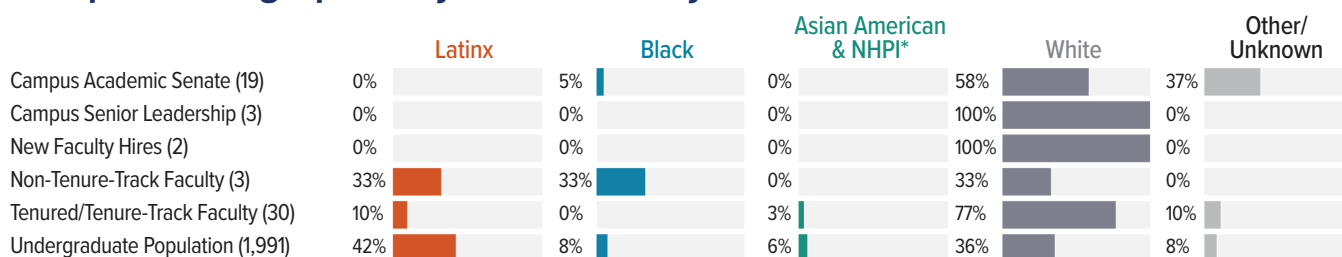
## President



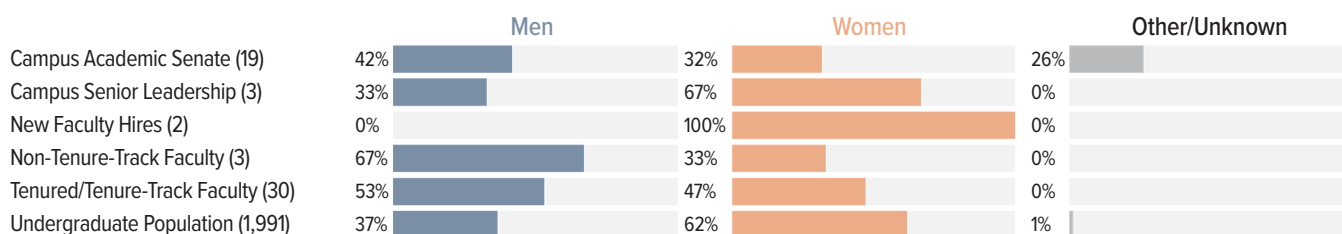
## Campus Senior Leadership



## Campus Demographics by Race/Ethnicity



## Campus Demographics by Gender



\*Native Hawaiian and Pacific Islander

Note: To maintain consistency, Campus Senior Leadership includes the campus president in both the icon and bar graph visualizations.

Tenured/Tenure-Track, Non-Tenure-Track, and New Faculty Hire groups all refer to full-time faculty members.

# Cosumnes River College

## District Leadership Trustees

Los Rios Community College District



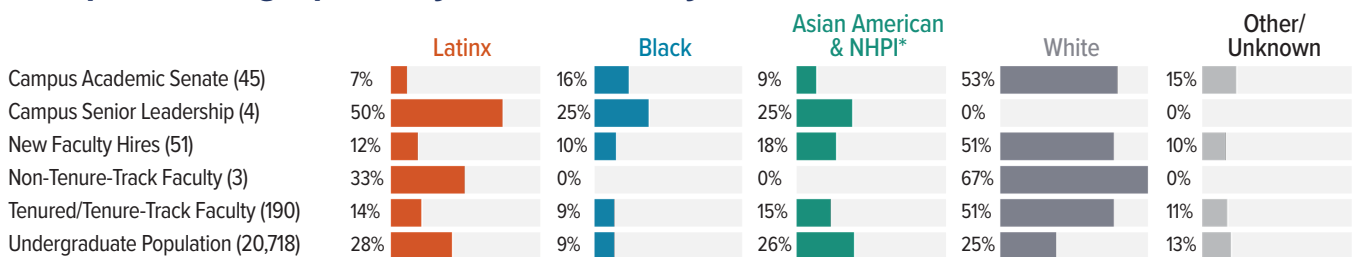
## President



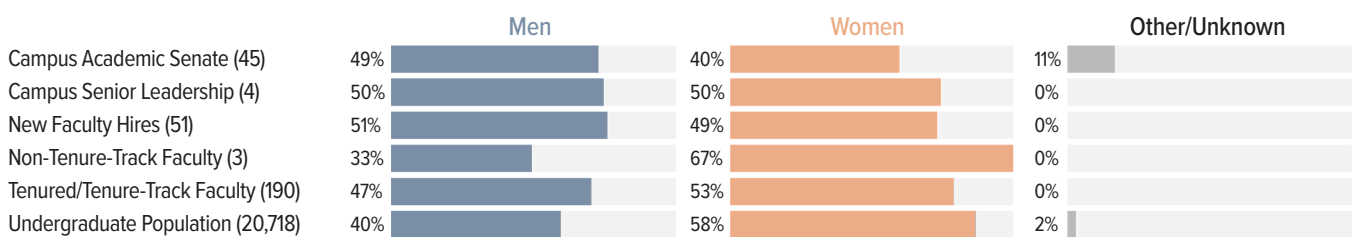
## Campus Senior Leadership



## Campus Demographics by Race/Ethnicity



## Campus Demographics by Gender



\*Native Hawaiian and Pacific Islander

Note: To maintain consistency, Campus Senior Leadership includes the campus president in both the icon and bar graph visualizations.

Tenured/Tenure-Track, Non-Tenure-Track, and New Faculty Hire groups all refer to full-time faculty members.

# Crafton Hills College

## District Leadership Trustees

San Bernardino Community College District



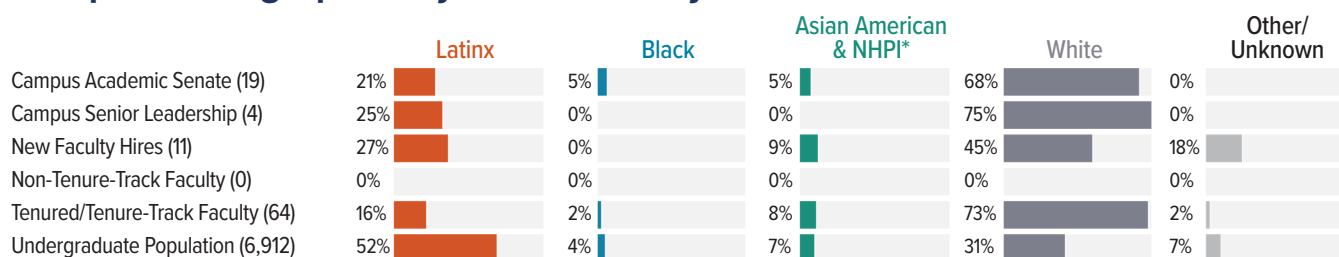
## President



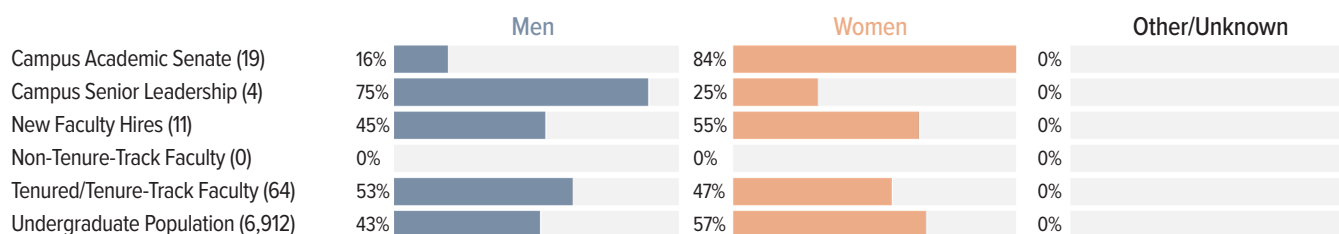
## Campus Senior Leadership



## Campus Demographics by Race/Ethnicity



## Campus Demographics by Gender



\*Native Hawaiian and Pacific Islander

Note: To maintain consistency, Campus Senior Leadership includes the campus president in both the icon and bar graph visualizations.

Tenured/Tenure-Track, Non-Tenure-Track, and New Faculty Hire groups all refer to full-time faculty members.

# Cuesta College

## District Leadership Trustees

San Luis Obispo County Community College District



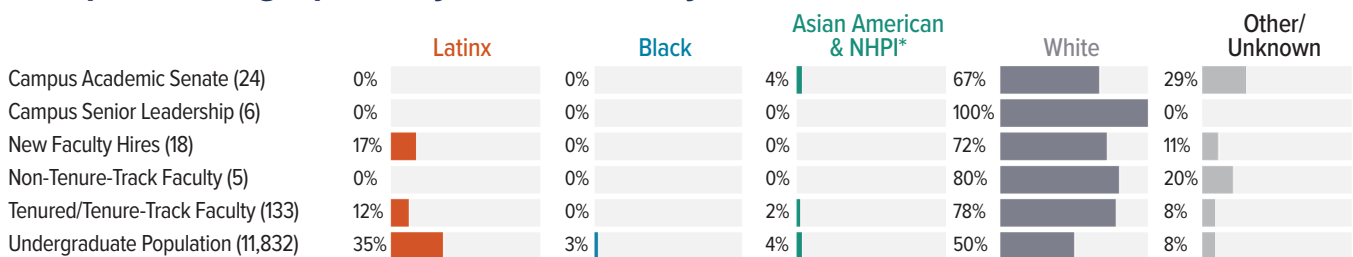
## President



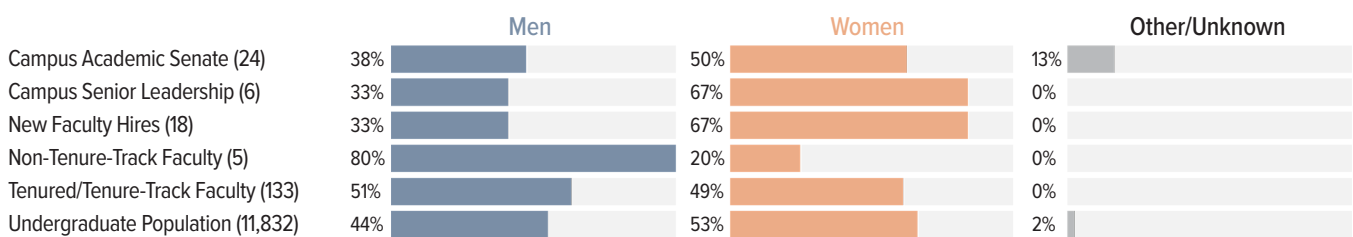
## Campus Senior Leadership



## Campus Demographics by Race/Ethnicity



## Campus Demographics by Gender



\*Native Hawaiian and Pacific Islander

Note: To maintain consistency, Campus Senior Leadership includes the campus president in both the icon and bar graph visualizations.

Tenured/Tenure-Track, Non-Tenure-Track, and New Faculty Hire groups all refer to full-time faculty members.



# Cuyamaca College

## District Leadership Trustees

Grossmont-Cuyamaca Community College District



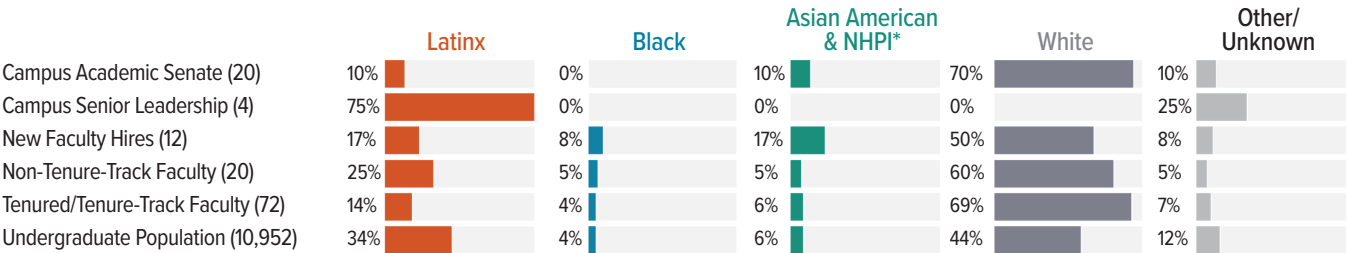
## President



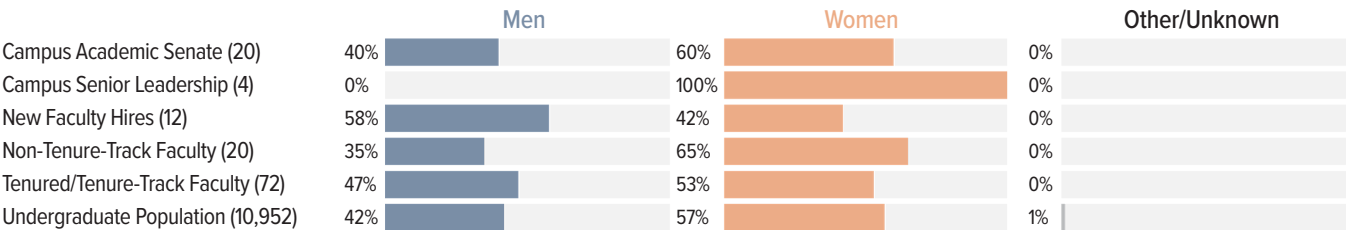
## Campus Senior Leadership



## Campus Demographics by Race/Ethnicity



## Campus Demographics by Gender



\*Native Hawaiian and Pacific Islander

Note: To maintain consistency, Campus Senior Leadership includes the campus president in both the icon and bar graph visualizations.

Tenured/Tenure-Track, Non-Tenure-Track, and New Faculty Hire groups all refer to full-time faculty members.

# Cypress College

## District Leadership Trustees

North Orange County Community College District



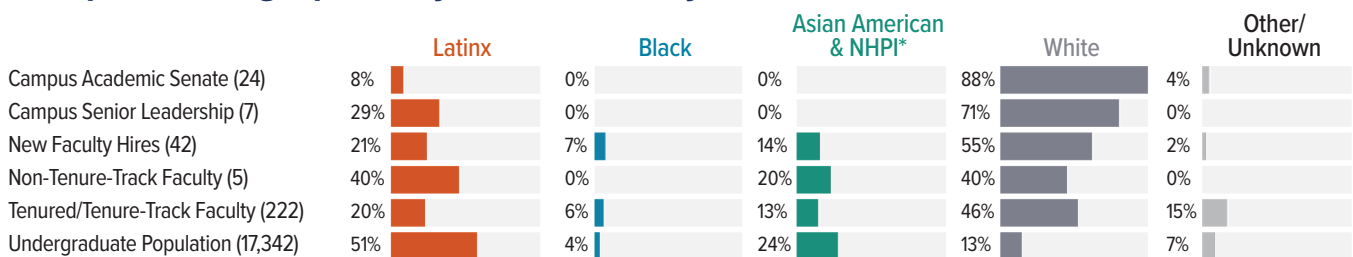
## President



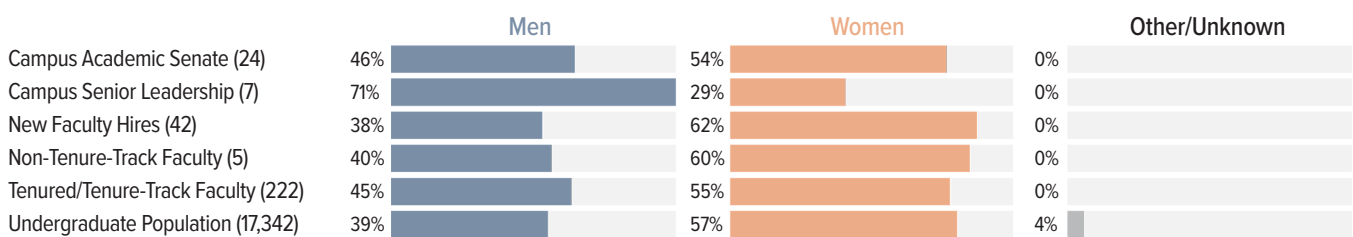
## Campus Senior Leadership



## Campus Demographics by Race/Ethnicity



## Campus Demographics by Gender



\*Native Hawaiian and Pacific Islander

Note: To maintain consistency, Campus Senior Leadership includes the campus president in both the icon and bar graph visualizations.

Tenured/Tenure-Track, Non-Tenure-Track, and New Faculty Hire groups all refer to full-time faculty members.

# De Anza College

## District Leadership Trustees

Foothill-Deanza Community College District



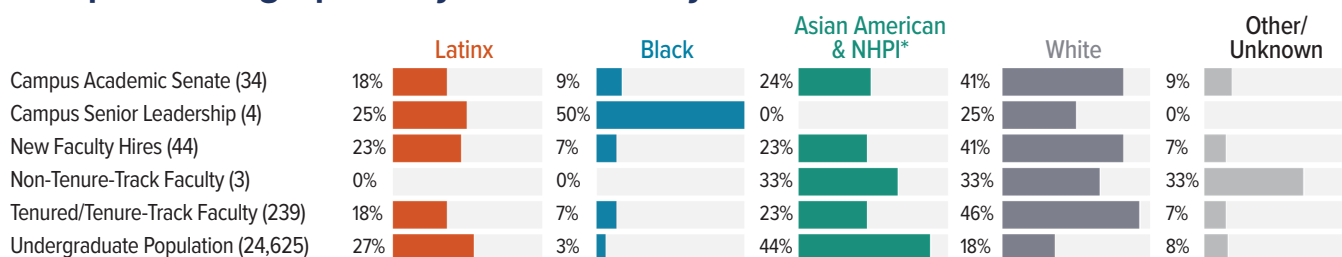
## President



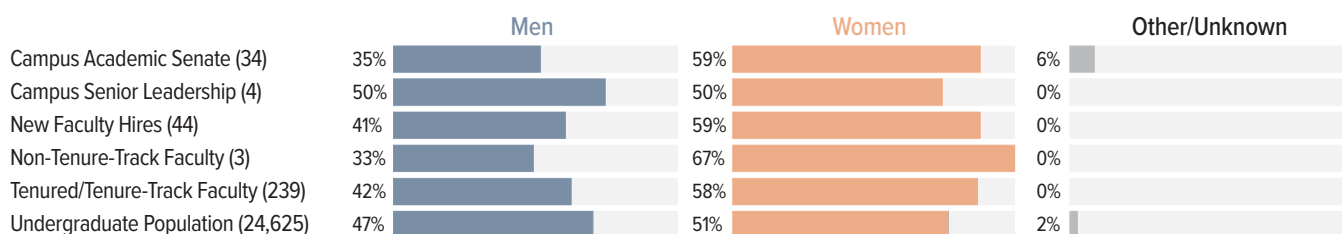
## Campus Senior Leadership



## Campus Demographics by Race/Ethnicity



## Campus Demographics by Gender



\*Native Hawaiian and Pacific Islander

Note: To maintain consistency, Campus Senior Leadership includes the campus president in both the icon and bar graph visualizations.

Tenured/Tenure-Track, Non-Tenure-Track, and New Faculty Hire groups all refer to full-time faculty members.

# Diablo Valley College

## District Leadership Trustees

Contra Costa Community College District



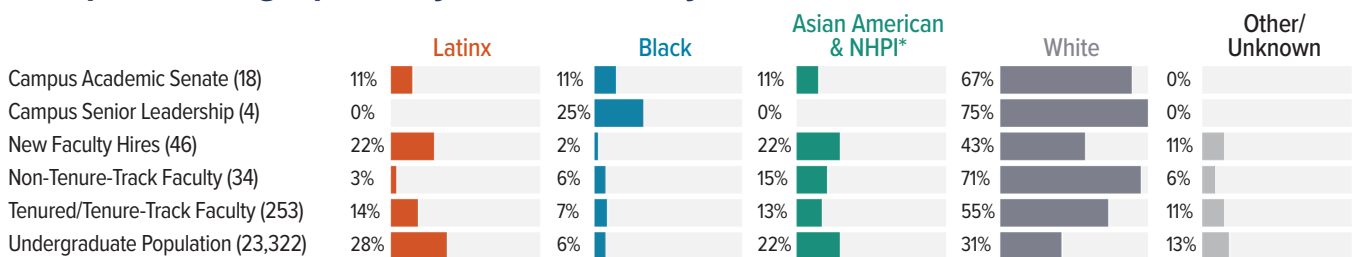
## President



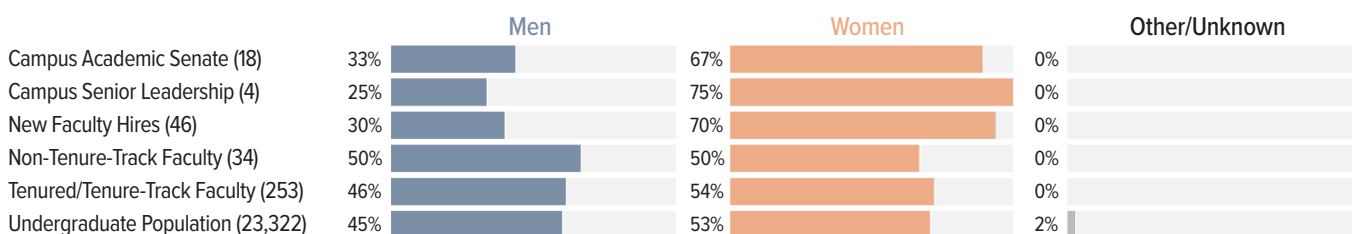
## Campus Senior Leadership



## Campus Demographics by Race/Ethnicity



## Campus Demographics by Gender



\*Native Hawaiian and Pacific Islander

Note: To maintain consistency, Campus Senior Leadership includes the campus president in both the icon and bar graph visualizations.

Tenured/Tenure-Track, Non-Tenure-Track, and New Faculty Hire groups all refer to full-time faculty members.

# East Los Angeles College

## District Leadership Trustees

Los Angeles Community College District



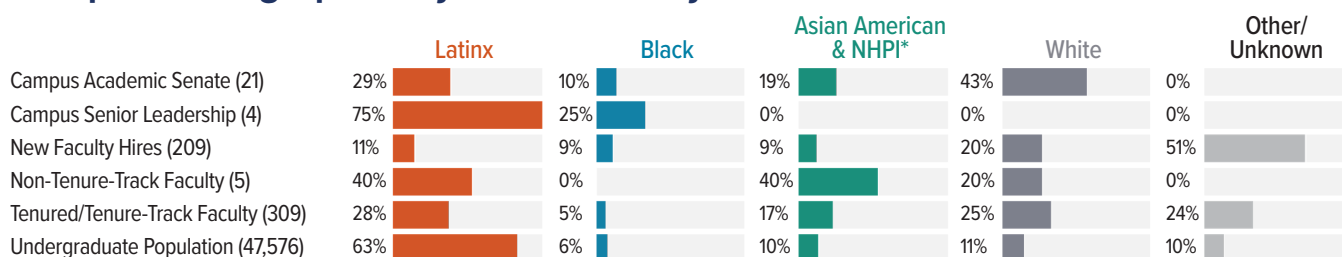
## President



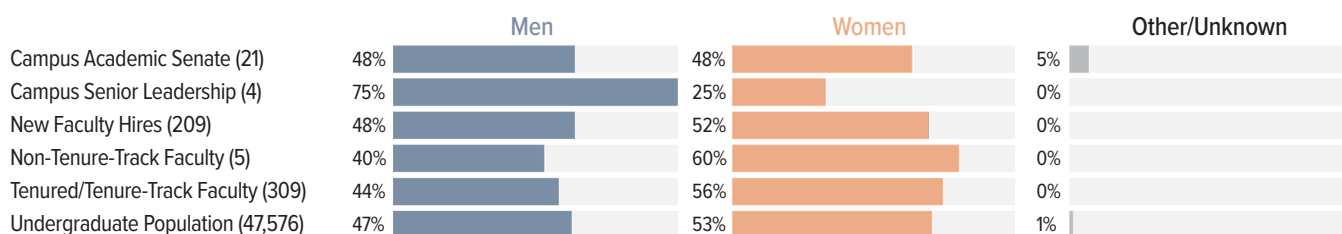
## Campus Senior Leadership



## Campus Demographics by Race/Ethnicity



## Campus Demographics by Gender



\*Native Hawaiian and Pacific Islander

Note: To maintain consistency, Campus Senior Leadership includes the campus president in both the icon and bar graph visualizations.

Tenured/Tenure-Track, Non-Tenure-Track, and New Faculty Hire groups all refer to full-time faculty members.

# El Camino College

## District Leadership Trustees

El Camino Community College District



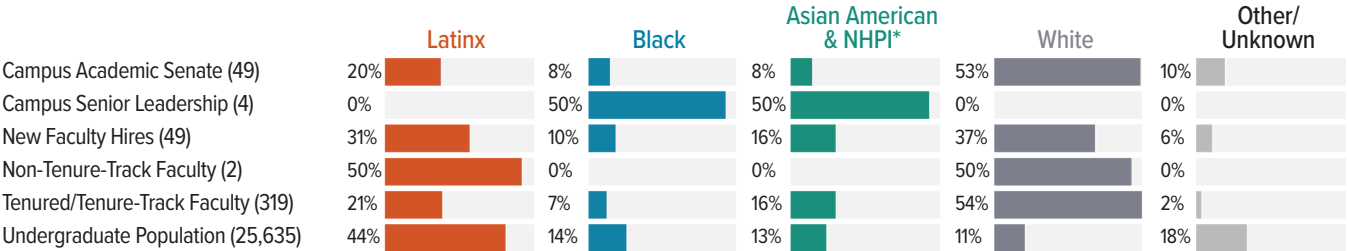
## President



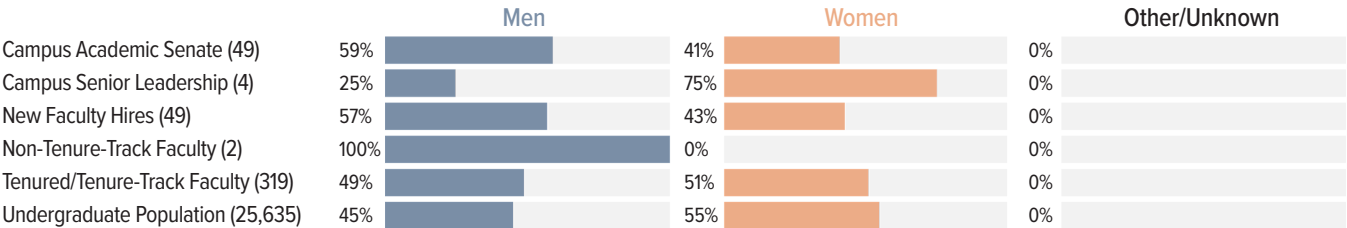
## Campus Senior Leadership



## Campus Demographics by Race/Ethnicity



## Campus Demographics by Gender



\*Native Hawaiian and Pacific Islander  
Note: To maintain consistency, Campus Senior Leadership includes the campus president in both the icon and bar graph visualizations.  
Tenured/Tenure-Track, Non-Tenure-Track, and New Faculty Hire groups all refer to full-time faculty members.

# Evergreen Valley College

## District Leadership Trustees

San Jose-Evergreen Community College District



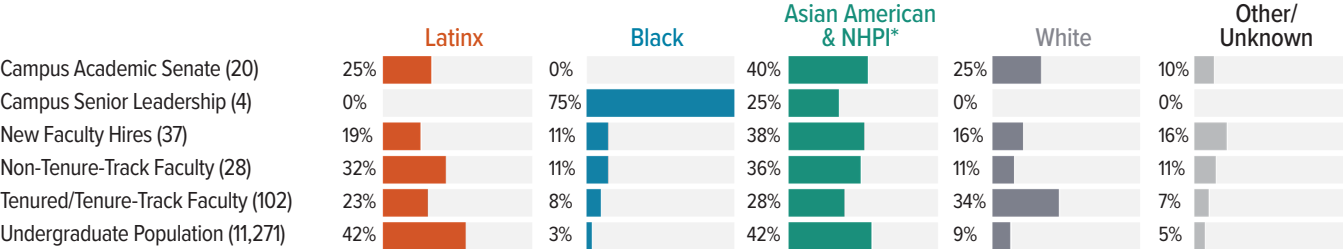
## President



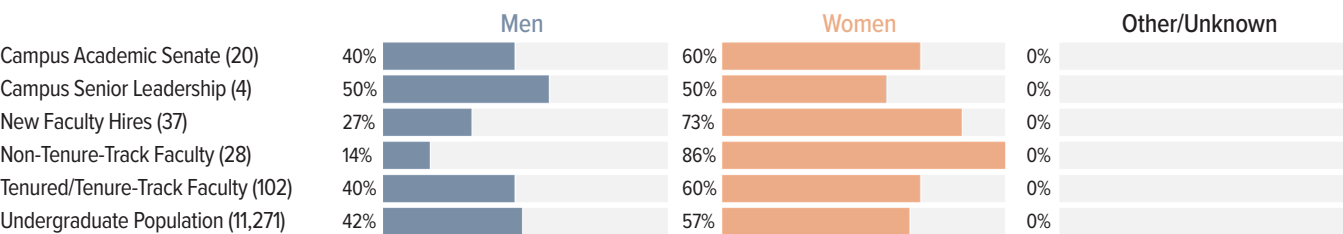
## Campus Senior Leadership



## Campus Demographics by Race/Ethnicity



## Campus Demographics by Gender



\*Native Hawaiian and Pacific Islander  
Note: To maintain consistency, Campus Senior Leadership includes the campus president in both the icon and bar graph visualizations. Tenured/Tenure-Track, Non-Tenure-Track, and New Faculty Hire groups all refer to full-time faculty members.

# Feather River College

## District Leadership Trustees

Feather River Community College District



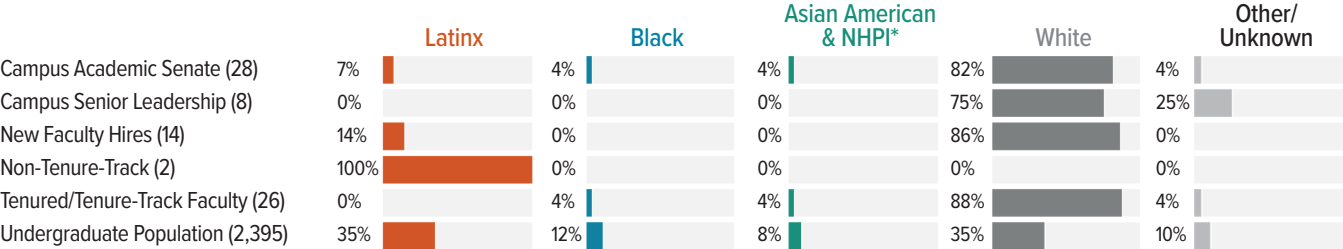
## President



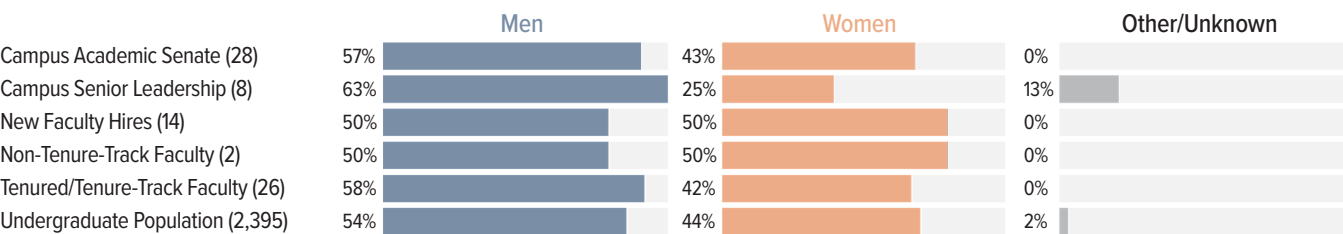
## Campus Senior Leadership\*\*



## Campus Demographics by Race/Ethnicity



## Campus Demographics by Gender



\*Native Hawaiian and Pacific Islander

\*\*The race and gender of one senior leadership member could not be determined.

Note: To maintain consistency, Campus Senior Leadership includes the campus president in both the icon and bar graph visualizations. Tenured/Tenure-Track, Non-Tenure-Track, and New Faculty Hire groups all refer to full-time faculty members.



# Folsom Lake College

## District Leadership Trustees

Los Rios Community College District



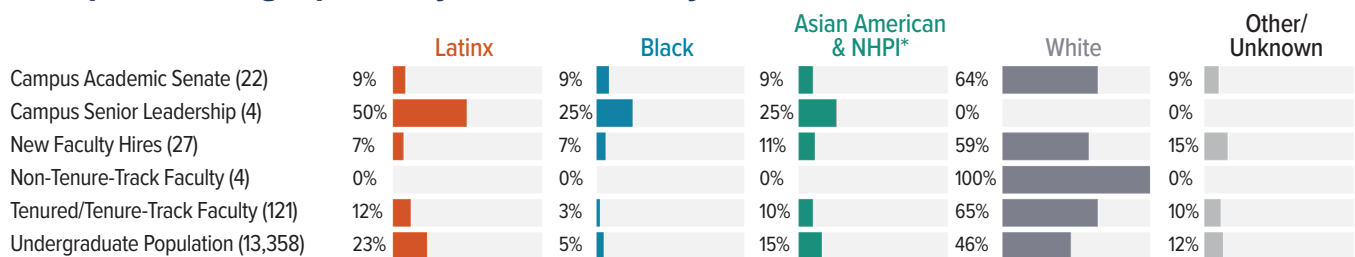
## President



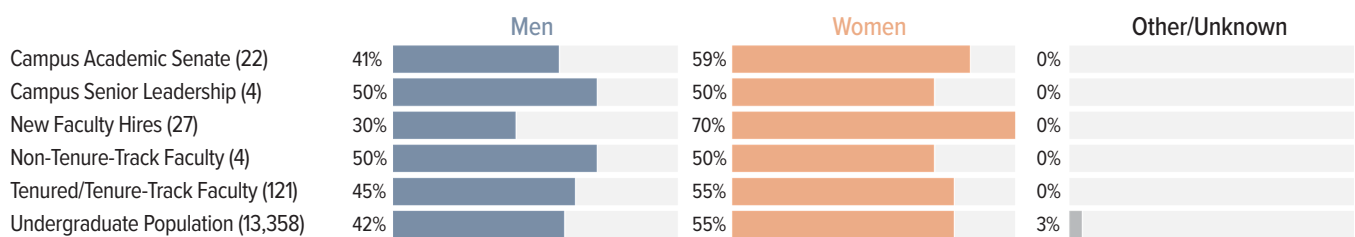
## Campus Senior Leadership



## Campus Demographics by Race/Ethnicity



## Campus Demographics by Gender



\*Native Hawaiian and Pacific Islander

Note: To maintain consistency, Campus Senior Leadership includes the campus president in both the icon and bar graph visualizations.

Tenured/Tenure-Track, Non-Tenure-Track, and New Faculty Hire groups all refer to full-time faculty members.

# Foothill College

## District Leadership Trustees

Foothill-Deanza Community College District



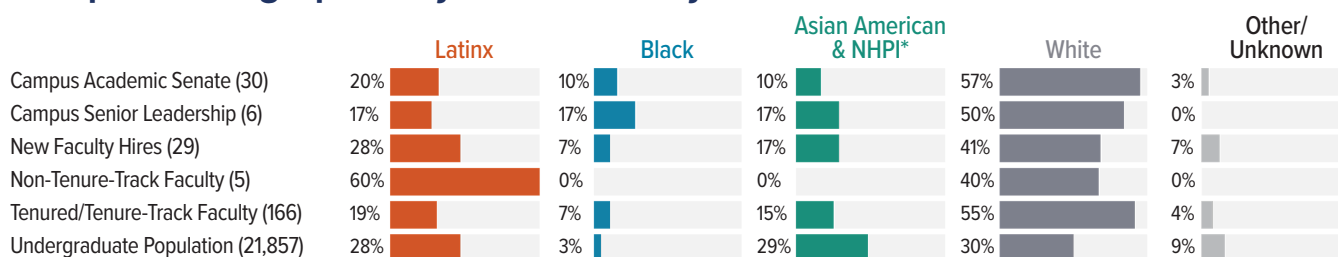
## President



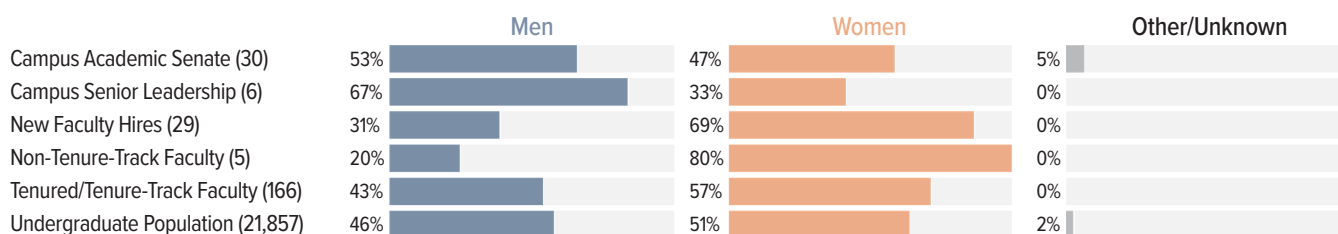
## Campus Senior Leadership



## Campus Demographics by Race/Ethnicity



## Campus Demographics by Gender



\*Native Hawaiian and Pacific Islander

Note: To maintain consistency, Campus Senior Leadership includes the campus president in both the icon and bar graph visualizations.

Tenured/Tenure-Track, Non-Tenure-Track, and New Faculty Hire groups all refer to full-time faculty members.

# Fresno City College

## District Leadership Trustees

State Center Community College District



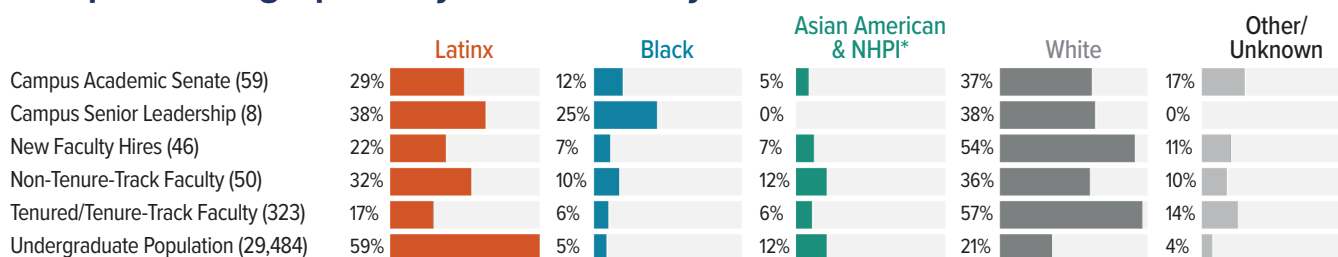
## President



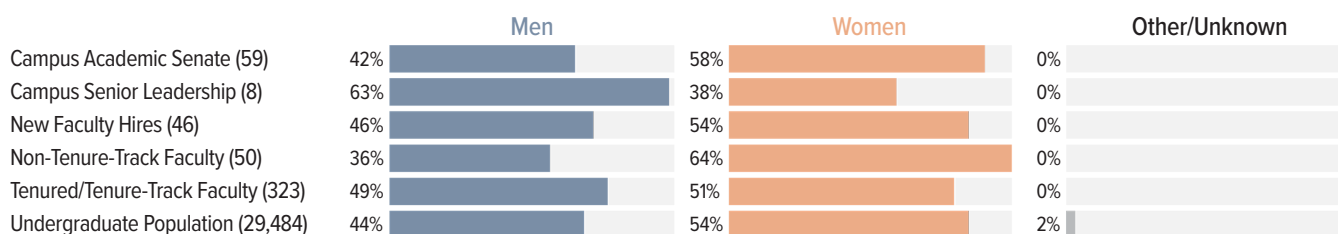
## Campus Senior Leadership



## Campus Demographics by Race/Ethnicity



## Campus Demographics by Gender



\*Native Hawaiian and Pacific Islander

Note: To maintain consistency, Campus Senior Leadership includes the campus president in both the icon and bar graph visualizations.

Tenured/Tenure-Track, Non-Tenure-Track, and New Faculty Hire groups all refer to full-time faculty members.

# Fullerton College

## District Leadership Trustees

North Orange County Community College District



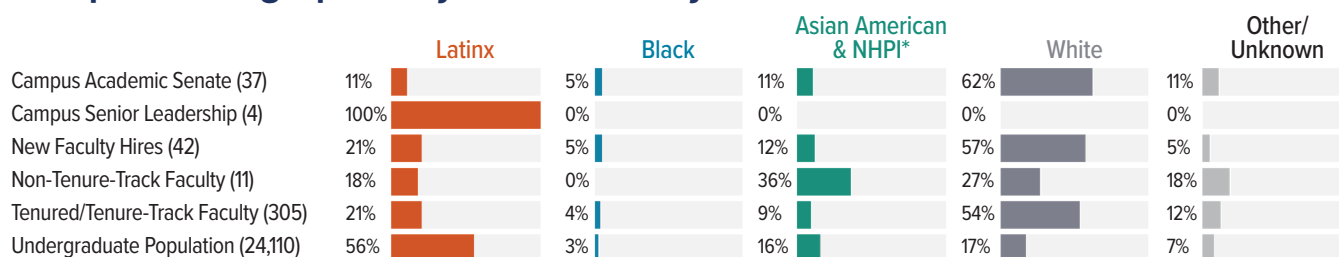
## President



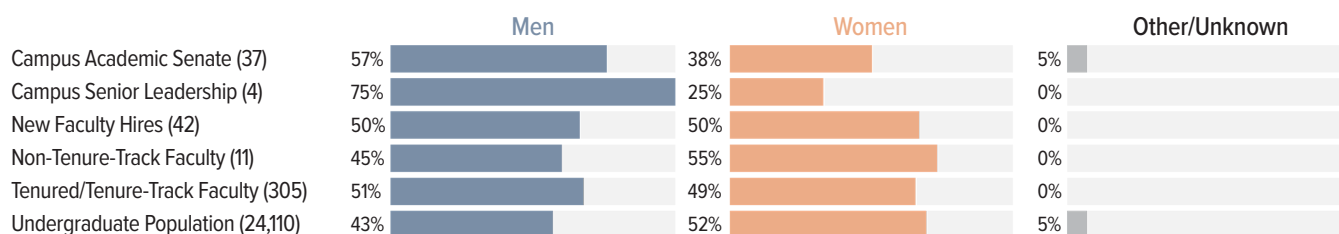
## Campus Senior Leadership



## Campus Demographics by Race/Ethnicity



## Campus Demographics by Gender



\*Native Hawaiian and Pacific Islander

Note: To maintain consistency, Campus Senior Leadership includes the campus president in both the icon and bar graph visualizations.

Tenured/Tenure-Track, Non-Tenure-Track, and New Faculty Hire groups all refer to full-time faculty members.

# Golden West College

## District Leadership Trustees


Coast Community College District



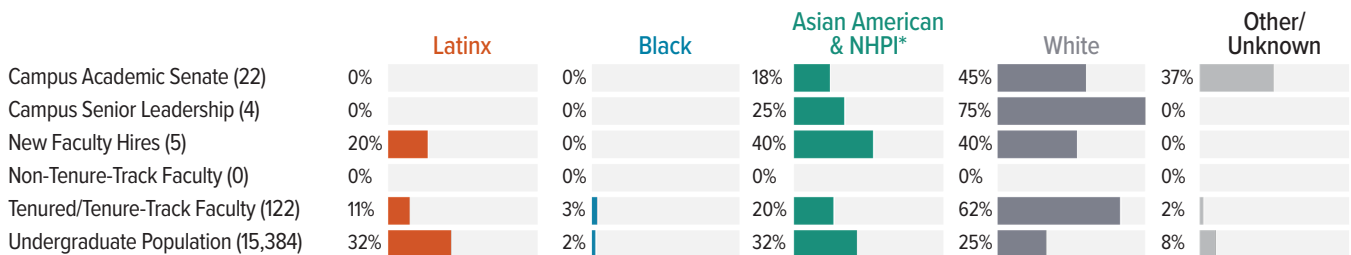
## President



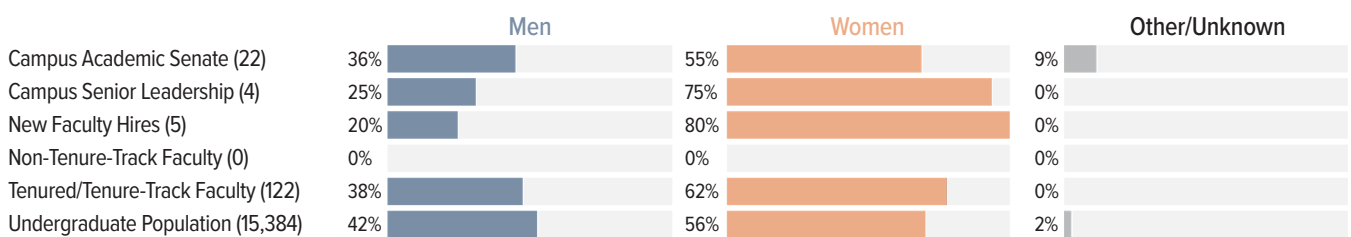
## Campus Senior Leadership



## Campus Demographics by Race/Ethnicity



## Campus Demographics by Gender



\*Native Hawaiian and Pacific Islander

Note: To maintain consistency, Campus Senior Leadership includes the campus president in both the icon and bar graph visualizations.

Tenured/Tenure-Track, Non-Tenure-Track, and New Faculty Hire groups all refer to full-time faculty members.

# Gavilan College

## District Leadership Trustees

Gavilan Community College District



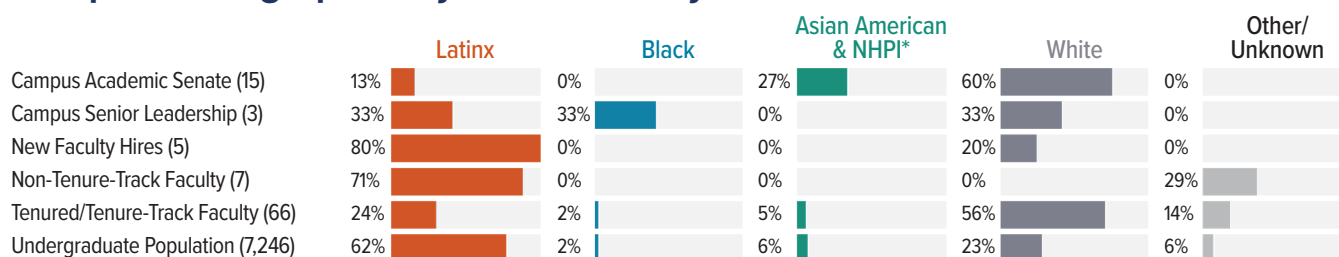
## President



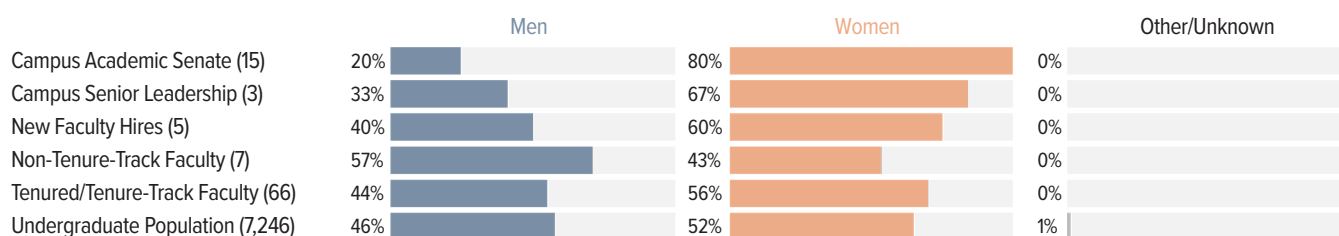
## Campus Senior Leadership



## Campus Demographics by Race/Ethnicity



## Campus Demographics by Gender



\*Native Hawaiian and Pacific Islander

Note: To maintain consistency, Campus Senior Leadership includes the campus president in both the icon and bar graph visualizations.

Tenured/Tenure-Track, Non-Tenure-Track, and New Faculty Hire groups all refer to full-time faculty members.

# Glendale Community College

## District Leadership Trustees

Glendale Community College District



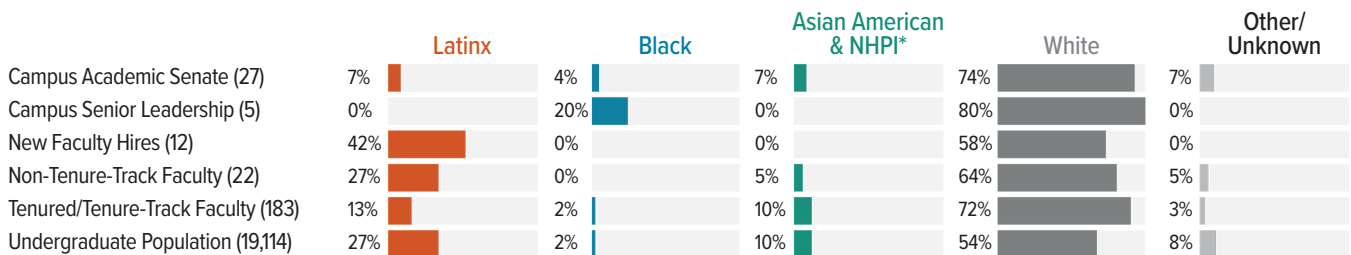
## President



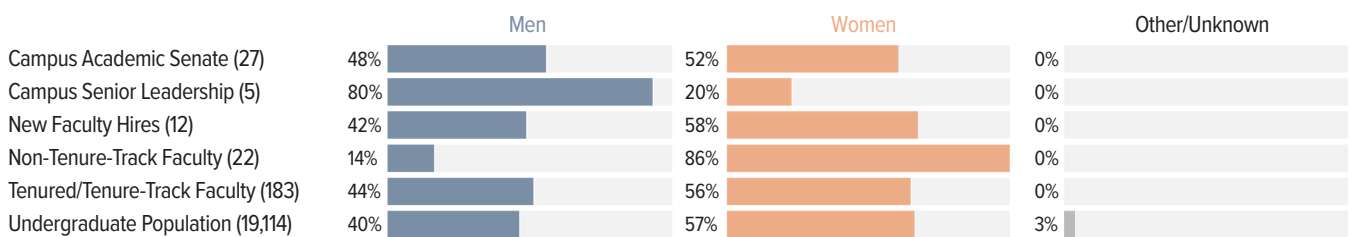
## Campus Senior Leadership



## Campus Demographics by Race/Ethnicity



## Campus Demographics by Gender



\*Native Hawaiian and Pacific Islander

Note: To maintain consistency, Campus Senior Leadership includes the campus president in both the icon and bar graph visualizations.

Tenured/Tenure-Track, Non-Tenure-Track, and New Faculty Hire groups all refer to full-time faculty members.

# Grossmont College

## District Leadership Trustees

Grossmont-Cuyamaca Community College District



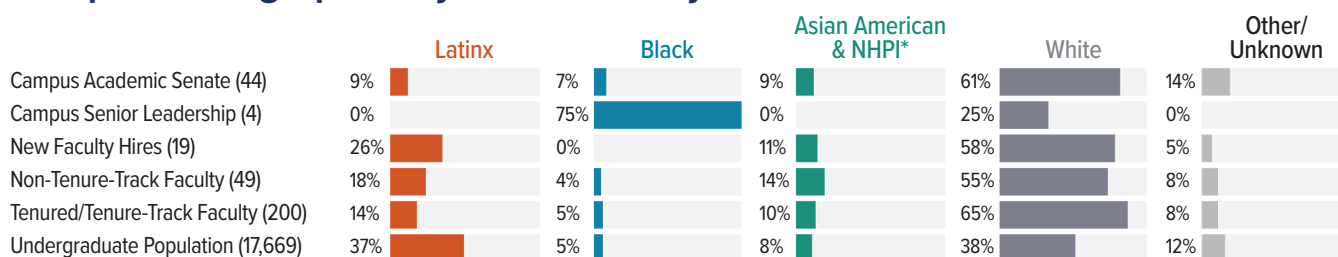
## President



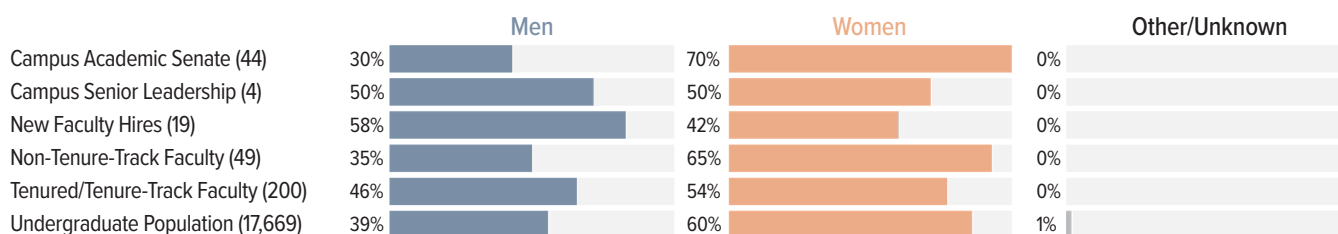
## Campus Senior Leadership



## Campus Demographics by Race/Ethnicity



## Campus Demographics by Gender



\*Native Hawaiian and Pacific Islander

Note: To maintain consistency, Campus Senior Leadership includes the campus president in both the icon and bar graph visualizations.

Tenured/Tenure-Track, Non-Tenure-Track, and New Faculty Hire groups all refer to full-time faculty members.



# Hartnell College

## District Leadership Trustees

Hartnell Community College District



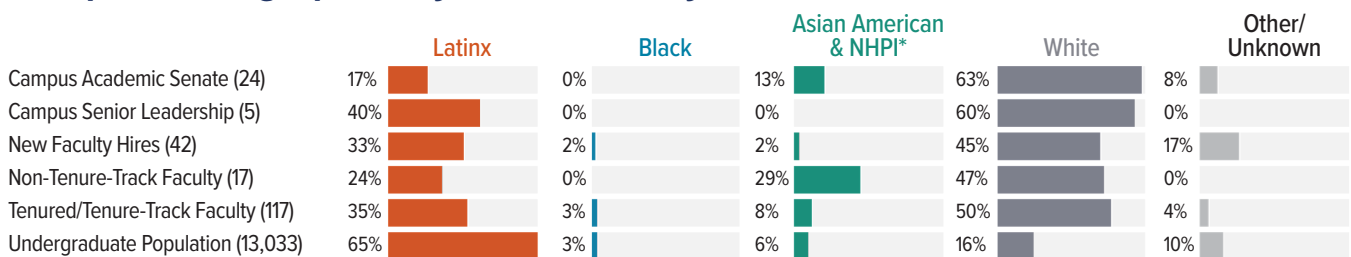
## President



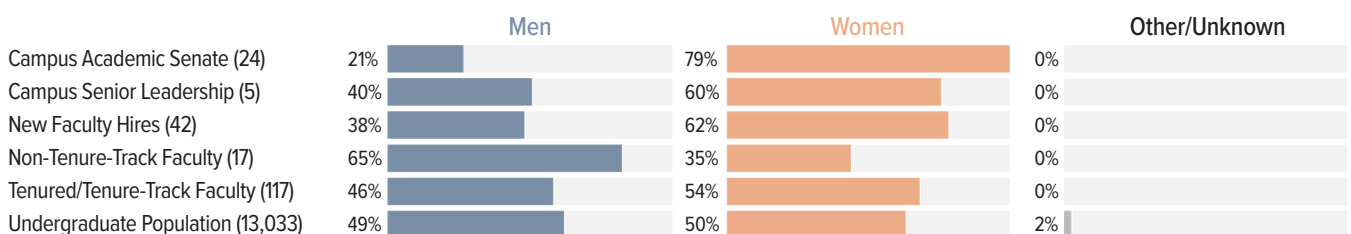
## Campus Senior Leadership



## Campus Demographics by Race/Ethnicity



## Campus Demographics by Gender



\*Native Hawaiian and Pacific Islander

Note: To maintain consistency, Campus Senior Leadership includes the campus president in both the icon and bar graph visualizations.

Tenured/Tenure-Track, Non-Tenure-Track, and New Faculty Hire groups all refer to full-time faculty members.

# Imperial Valley College

## District Leadership Trustees

Imperial Community College District



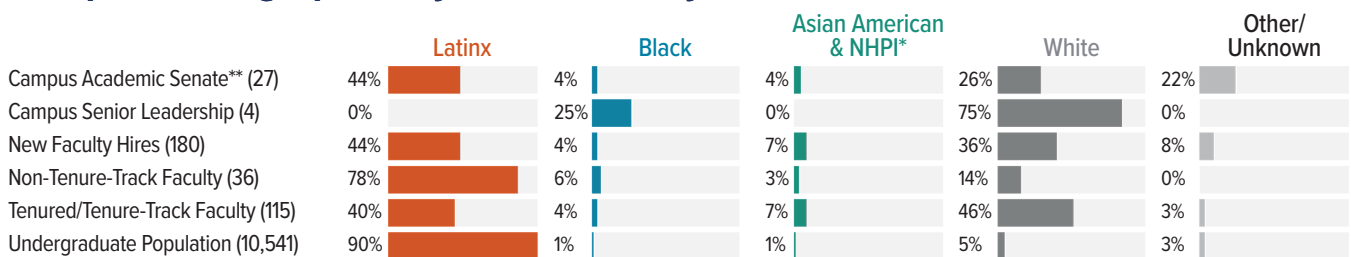
## President



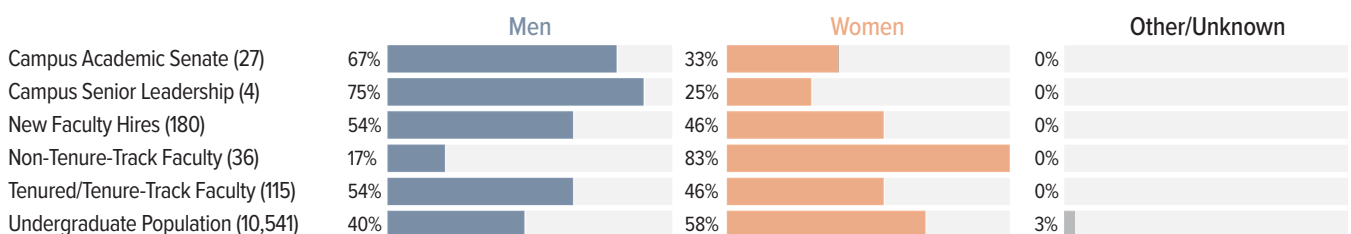
## Campus Senior Leadership



## Campus Demographics by Race/Ethnicity



## Campus Demographics by Gender



\*Native Hawaiian and Pacific Islander

Note: To maintain consistency, Campus Senior Leadership includes the campus president in both the icon and bar graph visualizations.

Tenured/Tenure-Track, Non-Tenure-Track, and New Faculty Hire groups all refer to full-time faculty members.

District Leadership Trustees

South Orange County Community College District



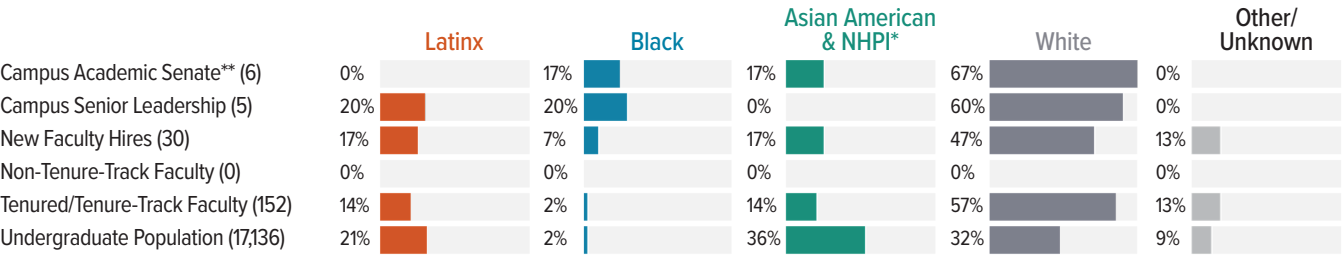
President



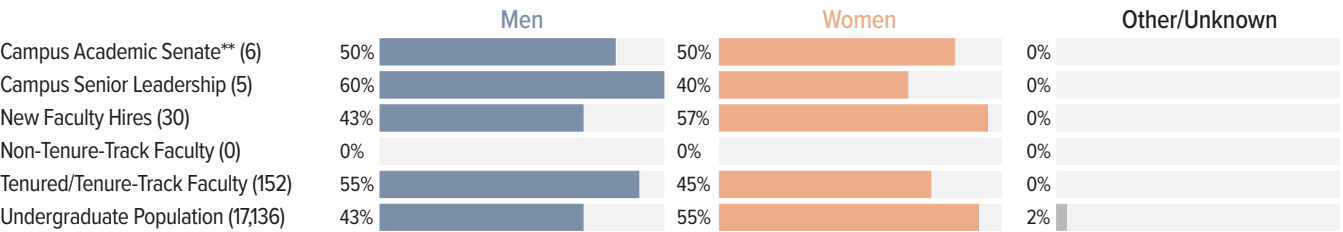
Campus Senior Leadership



Campus Demographics by Race/Ethnicity



Campus Demographics by Gender



\*Native Hawaiian and Pacific Islander

\*\*Data includes only Senate Cabinet members. Member lists for non-cabinet senators were not publicly available.

Note: To maintain consistency, Senior Campus Leadership includes the campus president in both the icon and bar graph visualizations.

Tenured/Tenure-Track, Non-Tenured, and New Faculty Hire groups all refer to full-time faculty members.

# Lake Tahoe Community College

## District Leadership Trustees

Lake Tahoe Community College District



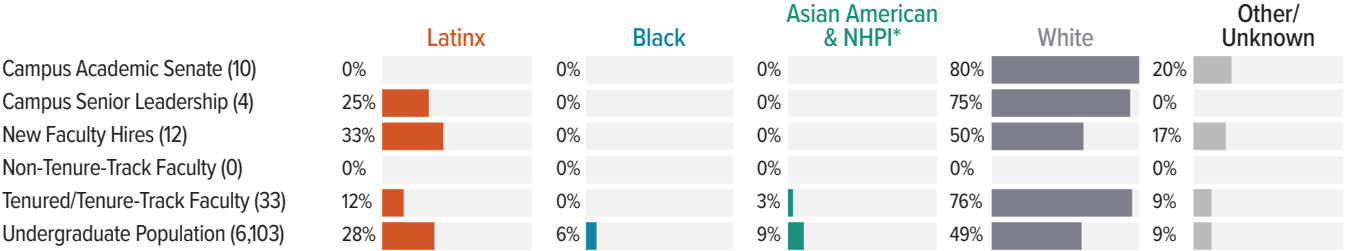
## President



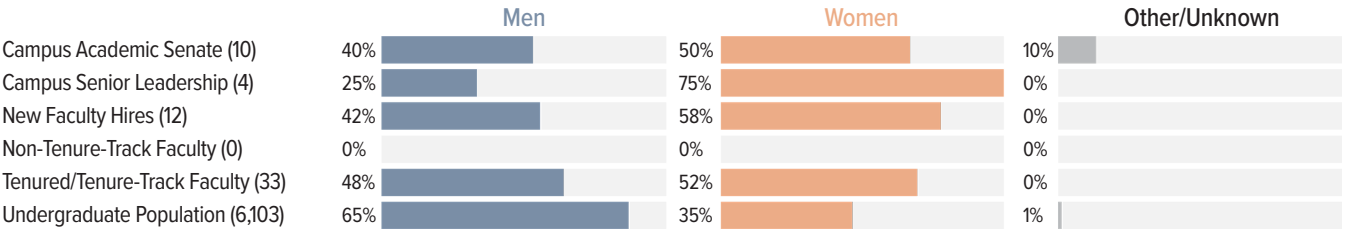
## Campus Senior Leadership



## Campus Demographics by Race/Ethnicity



## Campus Demographics by Gender



\*Native Hawaiian and Pacific Islander  
Note: To maintain consistency, Campus Senior Leadership includes the campus president in both the icon and bar graph visualizations.  
Tenured/Tenure-Track, Non-Tenure-Track, and New Faculty Hire groups all refer to full-time faculty members.

# Laney College

## District Leadership Trustees

Peralta Community College District



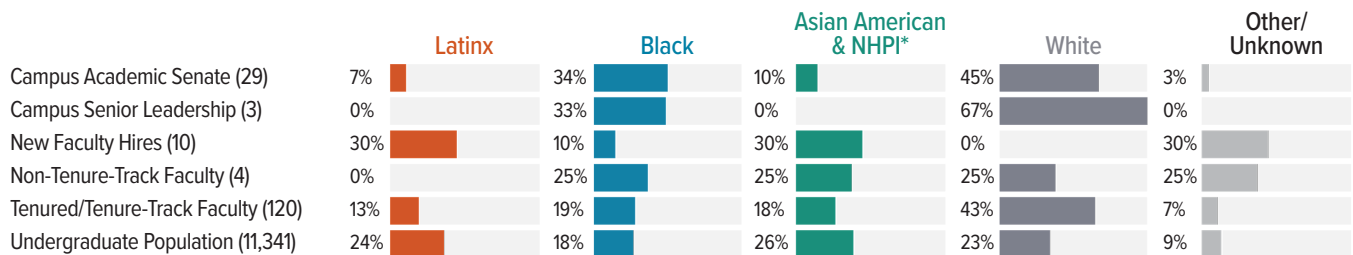
## President



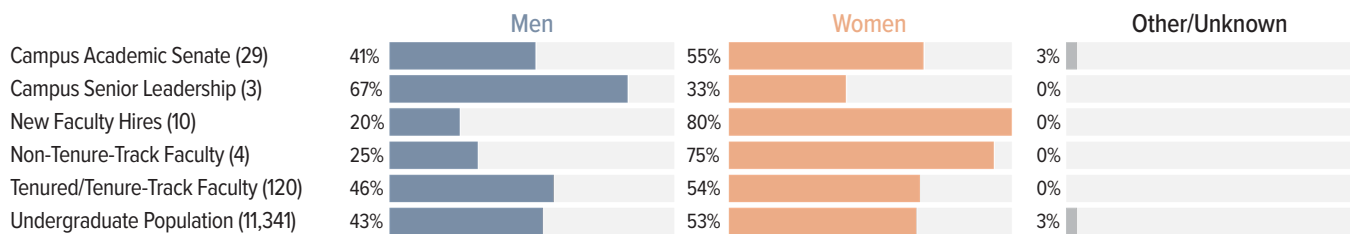
## Campus Senior Leadership



## Campus Demographics by Race/Ethnicity



## Campus Demographics by Gender



\*Native Hawaiian and Pacific Islander

Note: To maintain consistency, Campus Senior Leadership includes the campus president in both the icon and bar graph visualizations.

Tenured/Tenure-Track, Non-Tenure-Track, and New Faculty Hire groups all refer to full-time faculty members.

# Las Positas College

## District Leadership Trustees

Chabot-Las Positas Community College District



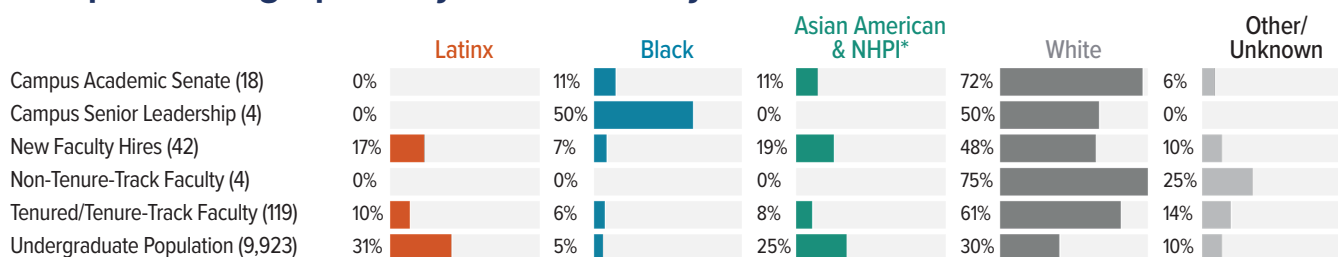
## President



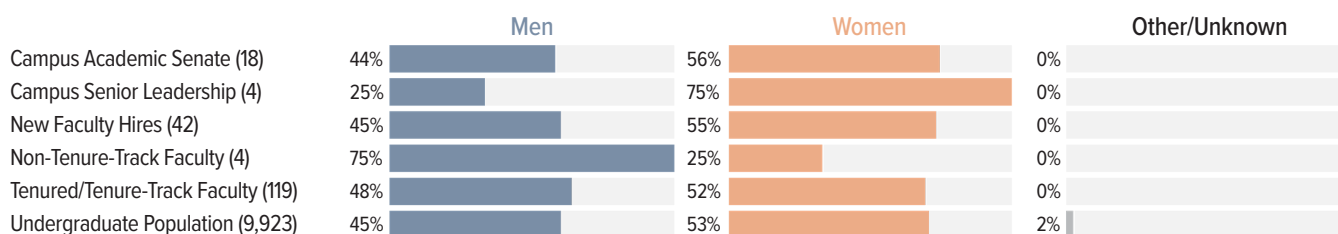
## Campus Senior Leadership



## Campus Demographics by Race/Ethnicity



## Campus Demographics by Gender



\*Native Hawaiian and Pacific Islander

Note: To maintain consistency, Campus Senior Leadership includes the campus president in both the icon and bar graph visualizations.

Tenured/Tenure-Track, Non-Tenure-Track, and New Faculty Hire groups all refer to full-time faculty members.

# Lassen Community College

## District Leadership Trustees

Lassen Community College District



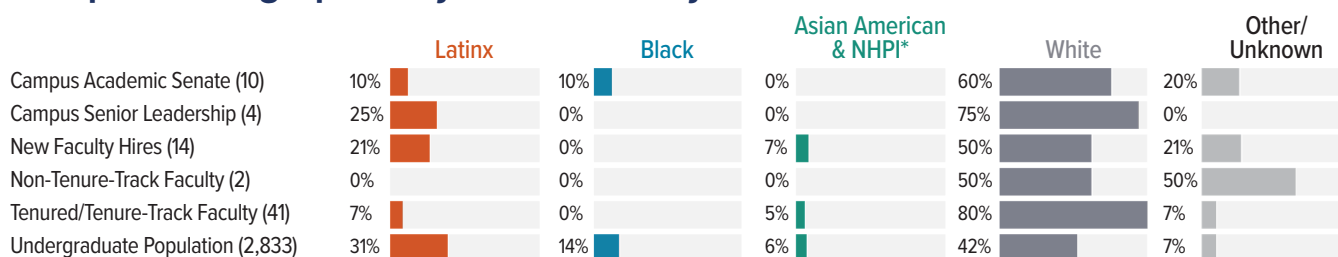
## President



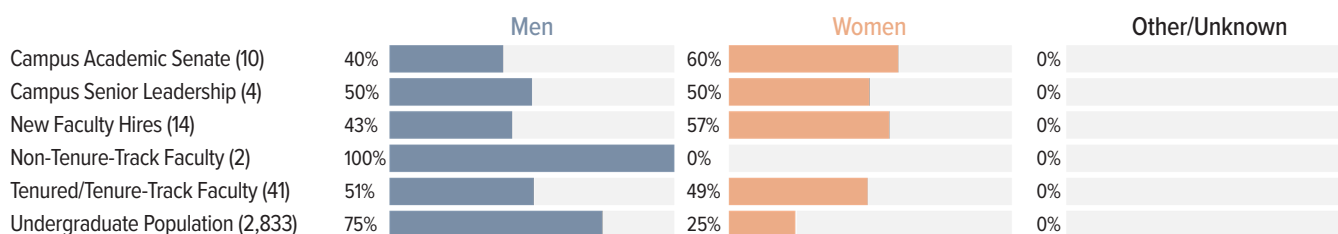
## Campus Senior Leadership



## Campus Demographics by Race/Ethnicity



## Campus Demographics by Gender



\*Native Hawaiian and Pacific Islander

Note: To maintain consistency, Campus Senior Leadership includes the campus president in both the icon and bar graph visualizations.

Tenured/Tenure-Track, Non-Tenure-Track, and New Faculty Hire groups all refer to full-time faculty members.

# Long Beach City College

## District Leadership Trustees

Long Beach Community College District



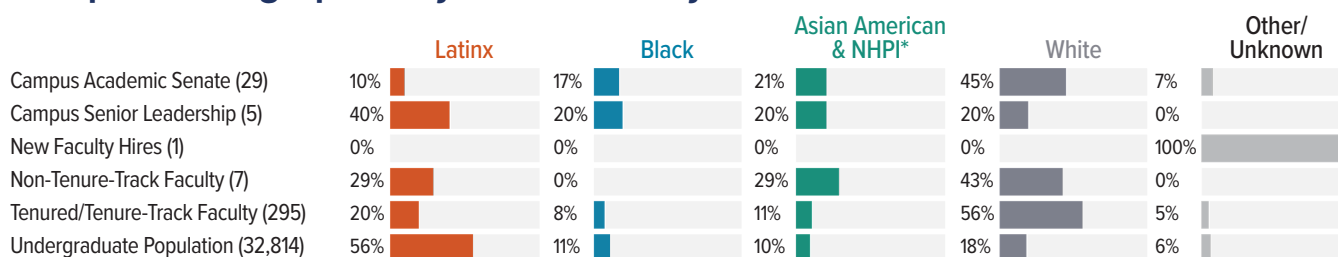
## President



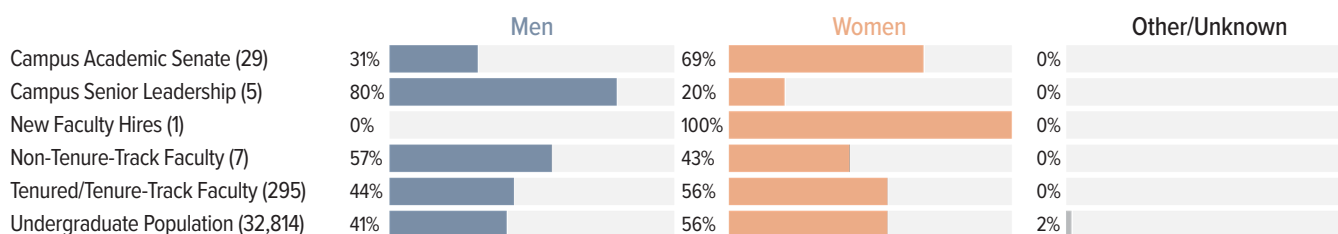
## Campus Senior Leadership



## Campus Demographics by Race/Ethnicity



## Campus Demographics by Gender



\*Native Hawaiian and Pacific Islander

Note: To maintain consistency, Campus Senior Leadership includes the campus president in both the icon and bar graph visualizations.

Tenured/Tenure-Track, Non-Tenure-Track, and New Faculty Hire groups all refer to full-time faculty members.



# Los Angeles City College

## District Leadership Trustees

Los Angeles Community College District



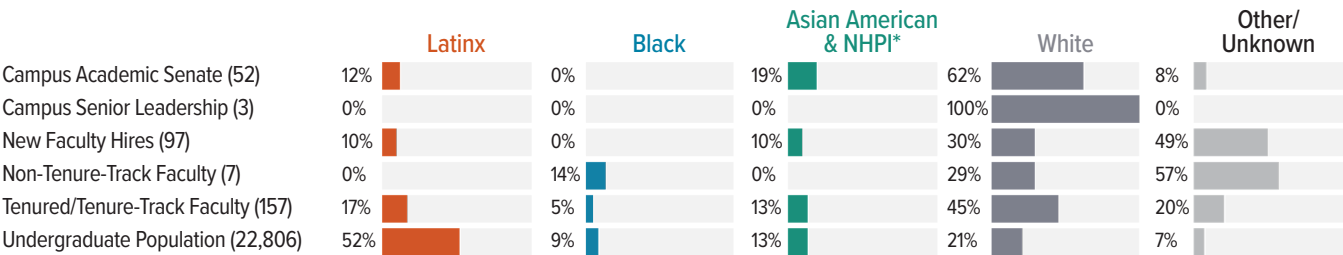
## President



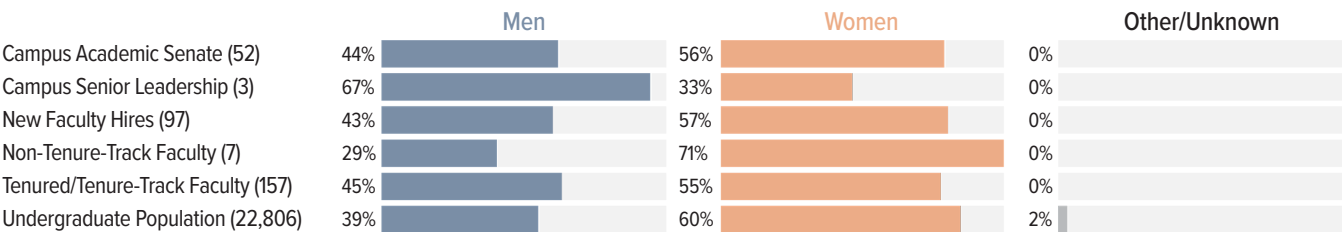
## Campus Senior Leadership



## Campus Demographics by Race/Ethnicity



## Campus Demographics by Gender



\*Native Hawaiian and Pacific Islander  
Note: To maintain consistency, Campus Senior Leadership includes the campus president in both the icon and bar graph visualizations. Tenured/Tenure-Track, Non-Tenure-Track, and New Faculty Hire groups all refer to full-time faculty members.

# Los Angeles Harbor College

## District Leadership Trustees

Los Angeles Community College District



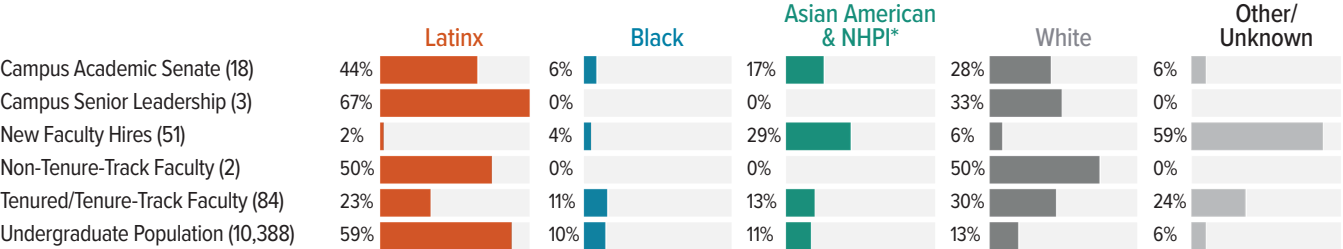
## President



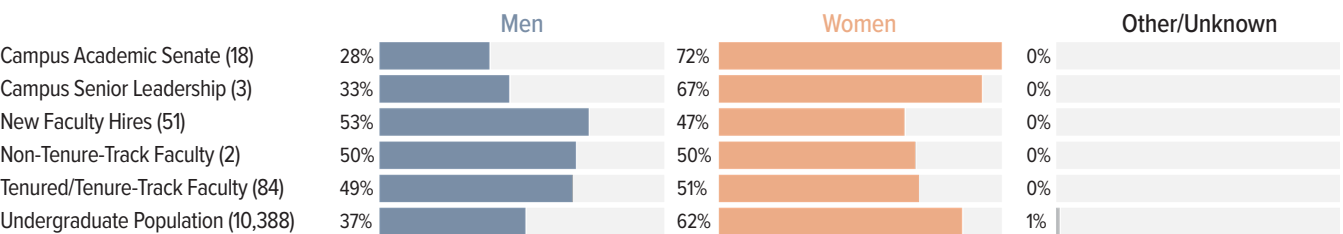
## Campus Senior Leadership



## Campus Demographics by Race/Ethnicity



## Campus Demographics by Gender



\*Native Hawaiian and Pacific Islander  
Note: To maintain consistency, Campus Senior Leadership includes the campus president in both the icon and bar graph visualizations.  
Tenured/Tenure-Track, Non-Tenure-Track, and New Faculty Hire groups all refer to full-time faculty members.

# Los Angeles Mission College

## District Leadership Trustees

Los Angeles Community College District



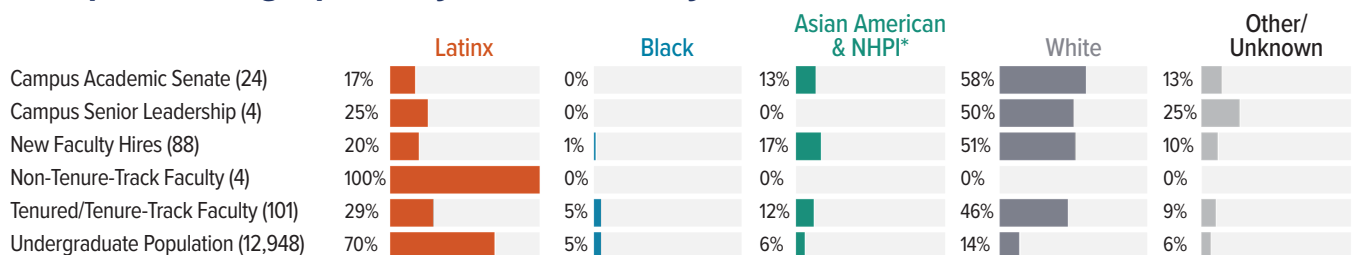
## President



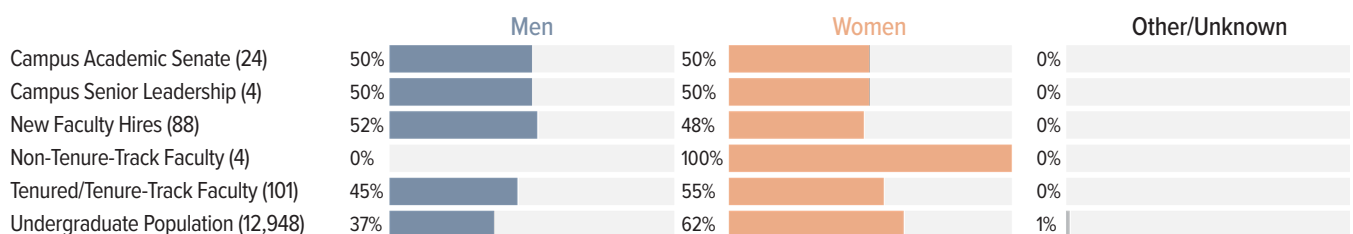
## Campus Senior Leadership



## Campus Demographics by Race/Ethnicity



## Campus Demographics by Gender



\*Native Hawaiian and Pacific Islander

Note: To maintain consistency, Senior Campus Leadership includes the campus president in both the icon and bar graph visualizations. Tenured/Tenure-Track, Non-Tenure-Track, and New Faculty Hire groups all refer to full-time faculty members.

# Los Angeles Pierce College

## District Leadership Trustees

Los Angeles Community College District



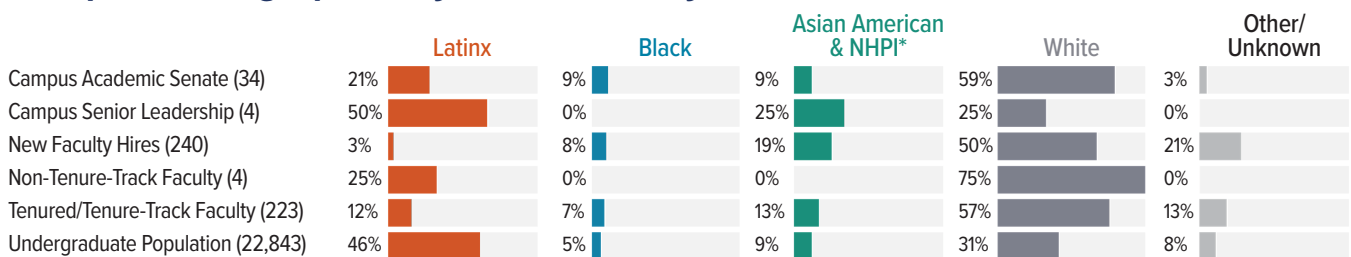
## President



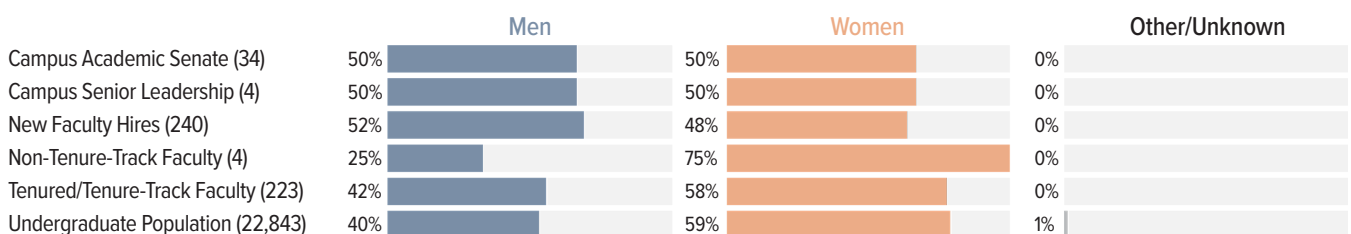
## Campus Senior Leadership



## Campus Demographics by Race/Ethnicity



## Campus Demographics by Gender



\*Native Hawaiian and Pacific Islander

Note: To maintain consistency, Campus Senior Leadership includes the campus president in both the icon and bar graph visualizations.

Tenured/Tenure-Track, Non-Tenure-Track, and New Faculty Hire groups all refer to full-time faculty members.

# Los Angeles Southwest College

## District Leadership Trustees

Los Angeles Community College District



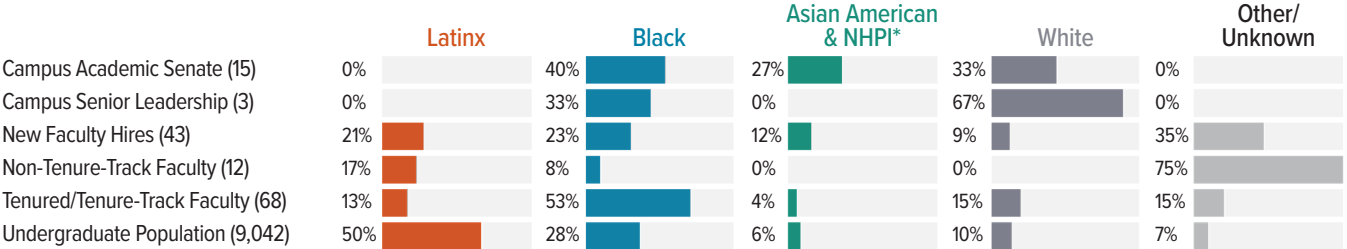
## President



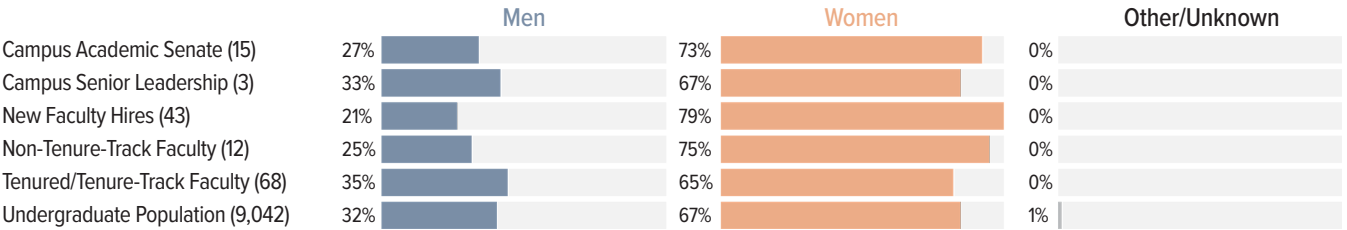
## Campus Senior Leadership



## Campus Demographics by Race/Ethnicity



## Campus Demographics by Gender



\*Native Hawaiian and Pacific Islander  
Note: To maintain consistency, Campus Senior Leadership includes the campus president in both the icon and bar graph visualizations. Tenured/Tenure-Track, Non-Tenure-Track, and New Faculty Hire groups all refer to full-time faculty members.

# Los Angeles Trade-Technical College

## District Leadership Trustees

Los Angeles Community College District



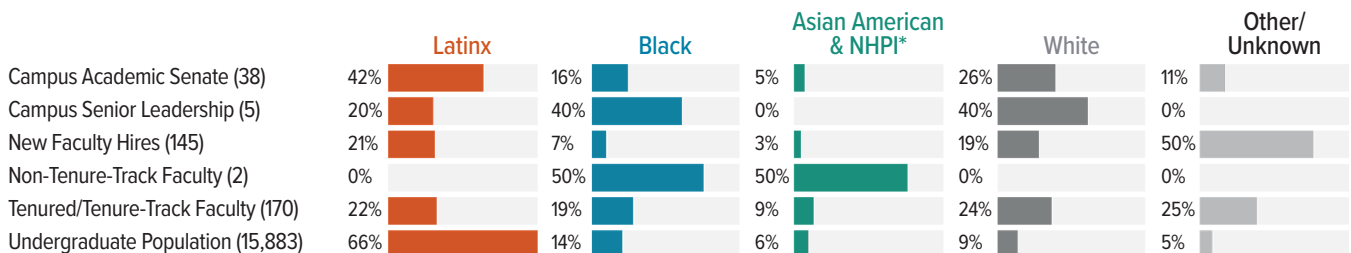
## President



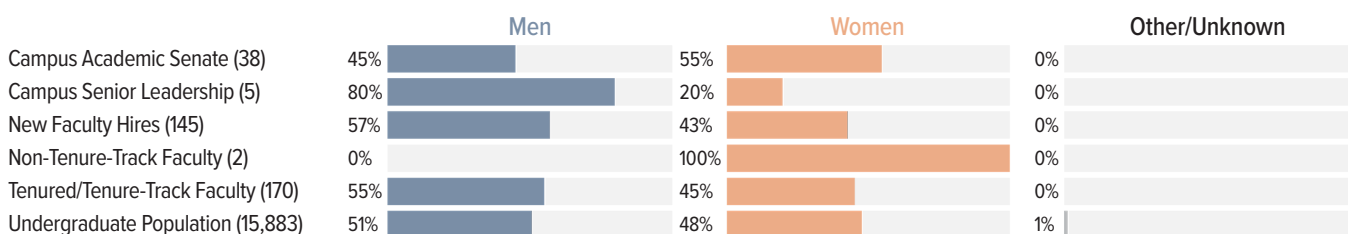
## Campus Senior Leadership



## Campus Demographics by Race/Ethnicity



## Campus Demographics by Gender



\*Native Hawaiian and Pacific Islander

Note: To maintain consistency, Campus Senior Leadership includes the campus president in both the icon and bar graph visualizations.

Tenured/Tenure-Track, Non-Tenure-Track, and New Faculty Hire groups all refer to full-time faculty members.

# Los Angeles Valley College

## District Leadership Trustees

Los Angeles Community College District



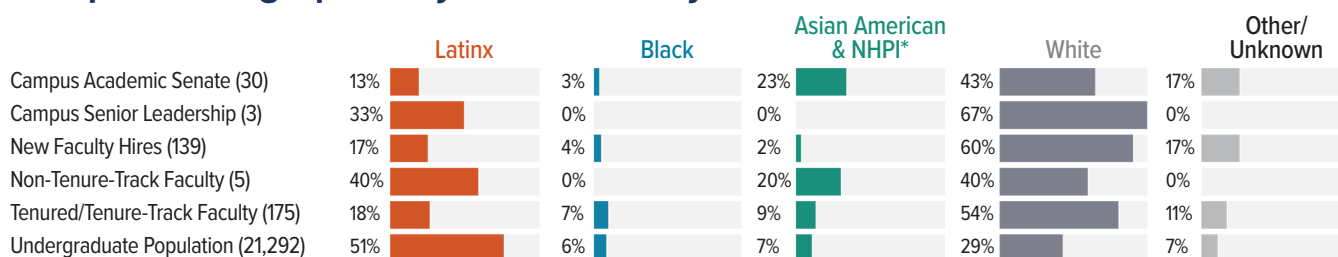
## President



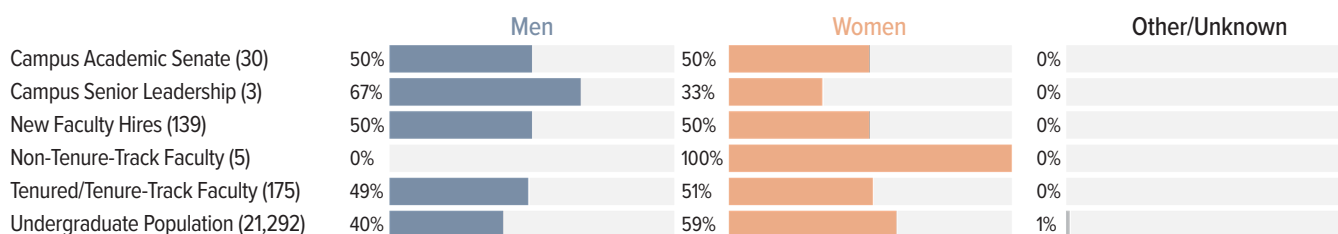
## Campus Senior Leadership



## Campus Demographics by Race/Ethnicity



## Campus Demographics by Gender



\*Native Hawaiian and Pacific Islander

Note: To maintain consistency, Campus Senior Leadership includes the campus president in both the icon and bar graph visualizations.

Tenured/Tenure-Track, Non-Tenure-Track, and New Faculty Hire groups all refer to full-time faculty members.

# Los Medanos College

## District Leadership Trustees

Contra Costa Community College District



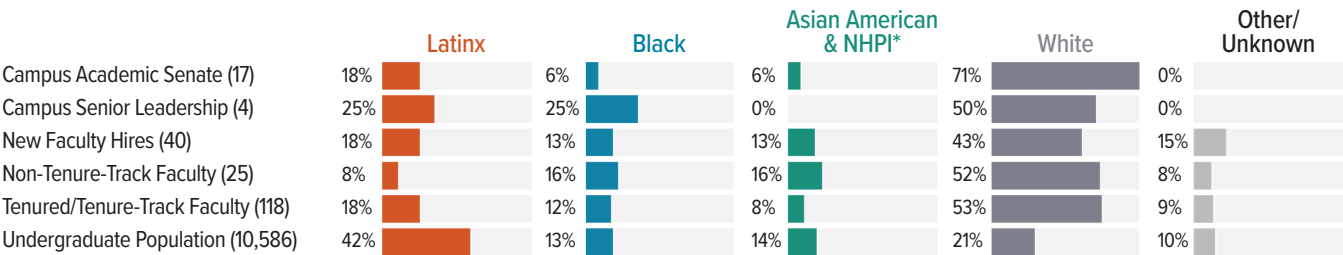
## President



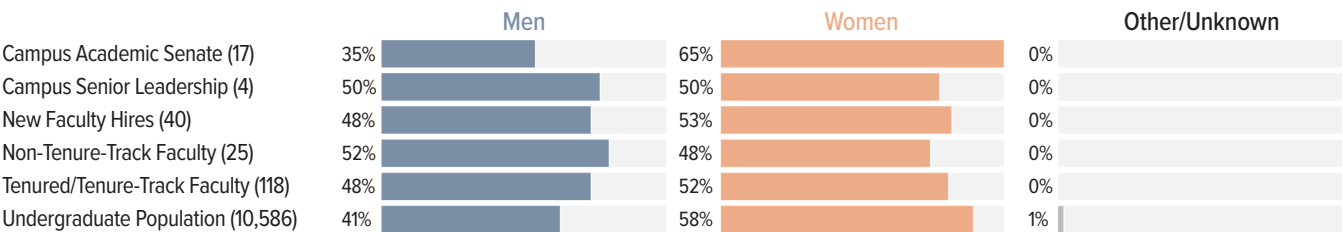
## Campus Senior Leadership



## Campus Demographics by Race/Ethnicity



## Campus Demographics by Gender



\*Native Hawaiian and Pacific Islander

Note: To maintain consistency, Campus Senior Leadership includes the campus president in both the icon and bar graph visualizations.

Tenured/Tenure-Track, Non-Tenure-Track, and New Faculty Hire groups all refer to full-time faculty members.



# Madera College

## District Leadership Trustees


State Center Community College District



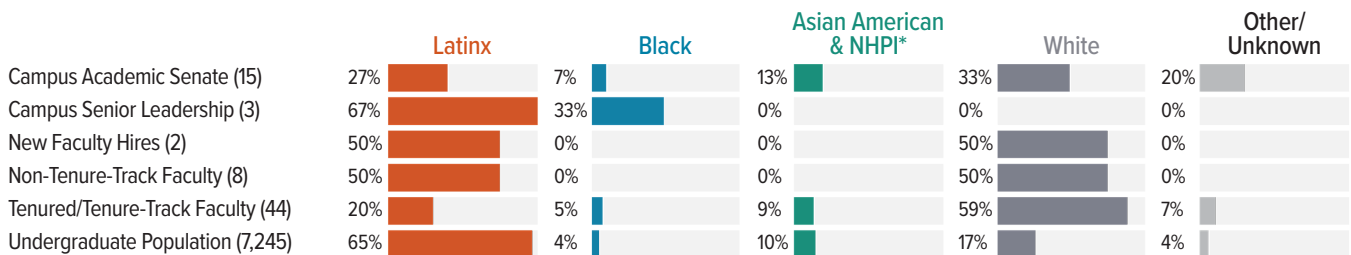
## President



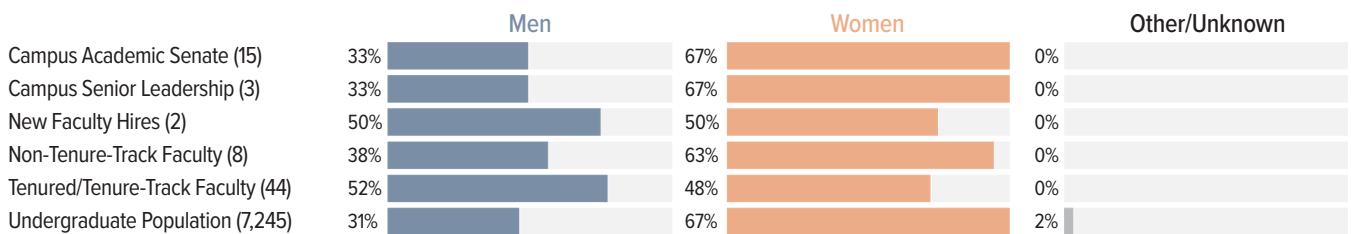
## Campus Senior Leadership



## Campus Demographics by Race/Ethnicity



## Campus Demographics by Gender



\*Native Hawaiian and Pacific Islander

Note: To maintain consistency, Campus Senior Leadership includes the campus president in both the icon and bar graph visualizations.

Tenured/Tenure-Track, Non-Tenure-Track, and New Faculty Hire groups all refer to full-time faculty members.

# Mendocino College

## District Leadership Trustees

Mendocino-Lake Community College District



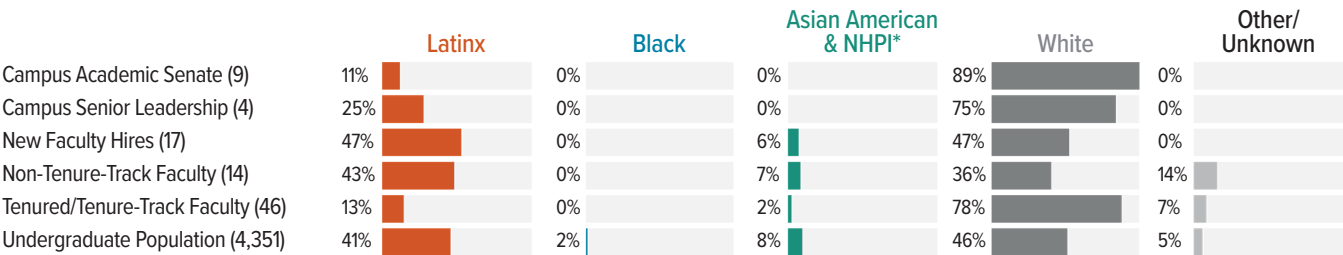
## President



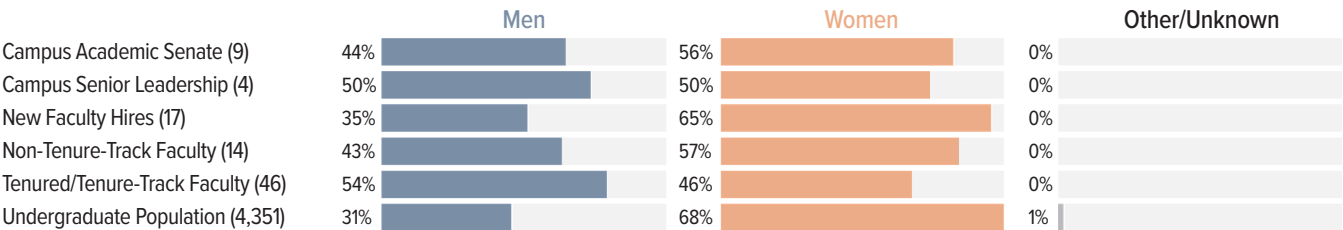
## Campus Senior Leadership



## Campus Demographics by Race/Ethnicity



## Campus Demographics by Gender



\*Native Hawaiian and Pacific Islander

Note: To maintain consistency, Campus Senior Leadership includes the campus president in both the icon and bar graph visualizations.

Tenured/Tenure-Track, Non-Tenure-Track, and New Faculty Hire groups all refer to full-time faculty members.

# Merced College

## District Leadership Trustees

Merced Community College District



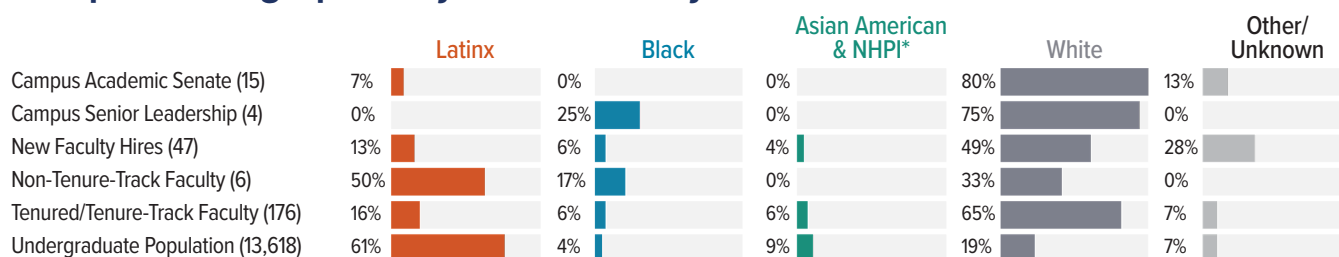
## President



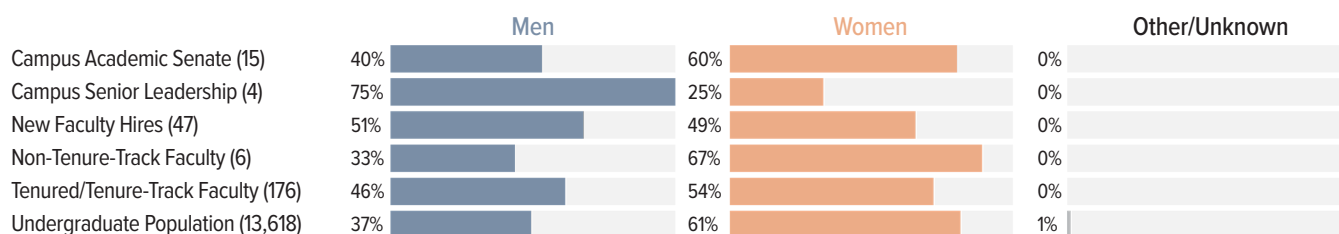
## Campus Senior Leadership



## Campus Demographics by Race/Ethnicity



## Campus Demographics by Gender



\*Native Hawaiian and Pacific Islander

Note: To maintain consistency, Campus Senior Leadership includes the campus president in both the icon and bar graph visualizations.

Tenured/Tenure-Track, Non-Tenure-Track, and New Faculty Hire groups all refer to full-time faculty members.

# Merritt College

## District Leadership Trustees

Peralta Community College District



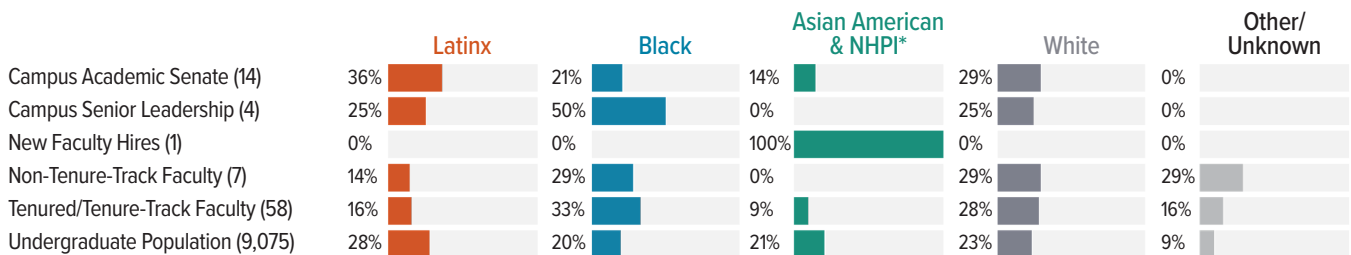
## President



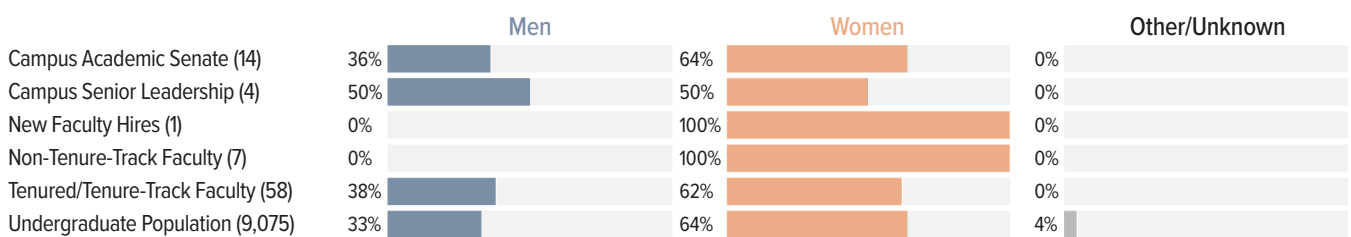
## Campus Senior Leadership



## Campus Demographics by Race/Ethnicity



## Campus Demographics by Gender



\*Native Hawaiian and Pacific Islander

Note: To maintain consistency, Campus Senior Leadership includes the campus president in both the icon and bar graph visualizations.

Tenured/Tenure-Track, Non-Tenure-Track, and New Faculty Hire groups all refer to full-time faculty members.

# MiraCosta College

## District Leadership Trustees

MiraCosta Community College District



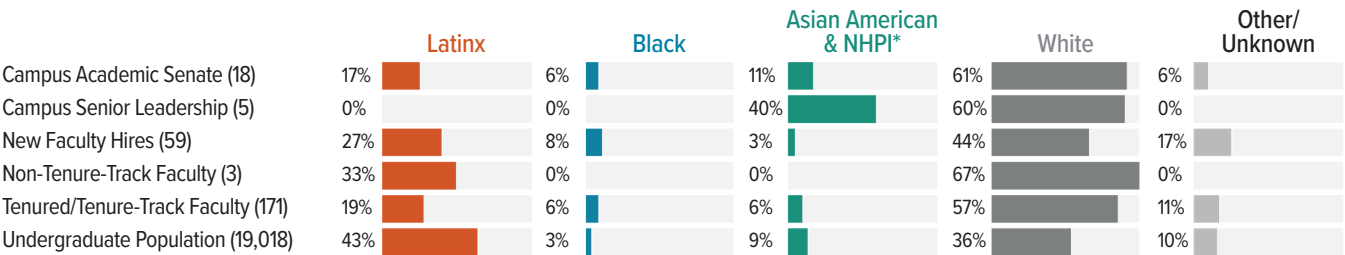
## President



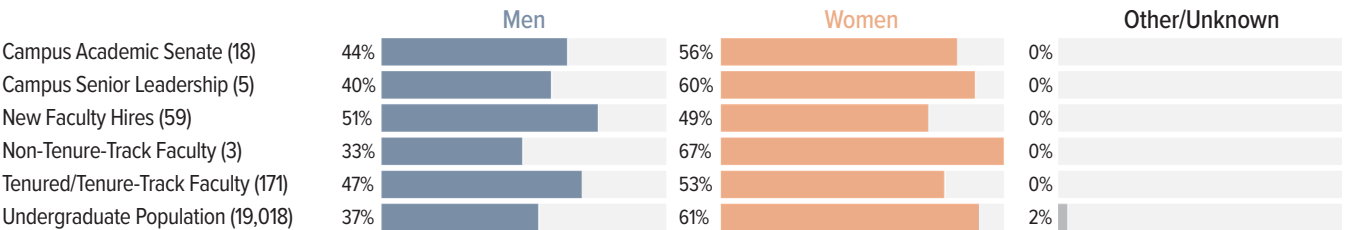
## Campus Senior Leadership



## Campus Demographics by Race/Ethnicity



## Campus Demographics by Gender



\*Native Hawaiian and Pacific Islander

Note: To maintain consistency, Campus Senior Leadership includes the campus president in both the icon and bar graph visualizations.

Tenured/Tenure-Track, Non-Tenure-Track, and New Faculty Hire groups all refer to full-time faculty members.

# Mission College

## District Leadership Trustees

West Valley Mission Community College District



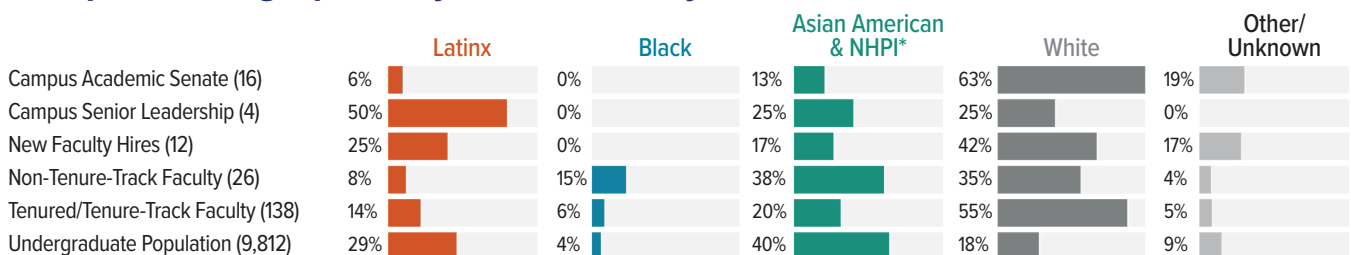
## President



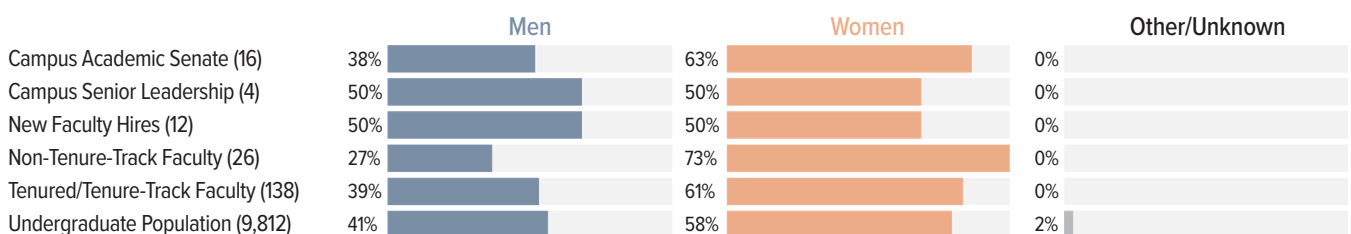
## Campus Senior Leadership



## Campus Demographics by Race/Ethnicity



## Campus Demographics by Gender



\*Native Hawaiian and Pacific Islander

Note: To maintain consistency, Campus Senior Leadership includes the campus president in both the icon and bar graph visualizations.

Tenured/Tenure-Track, Non-Tenure-Track, and New Faculty Hire groups all refer to full-time faculty members.

# Modesto Junior College

## District Leadership Trustees

Yosemite Community College District



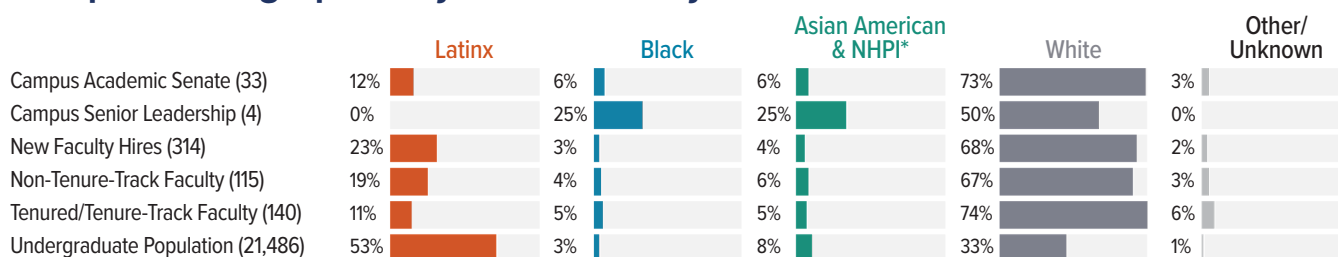
## President



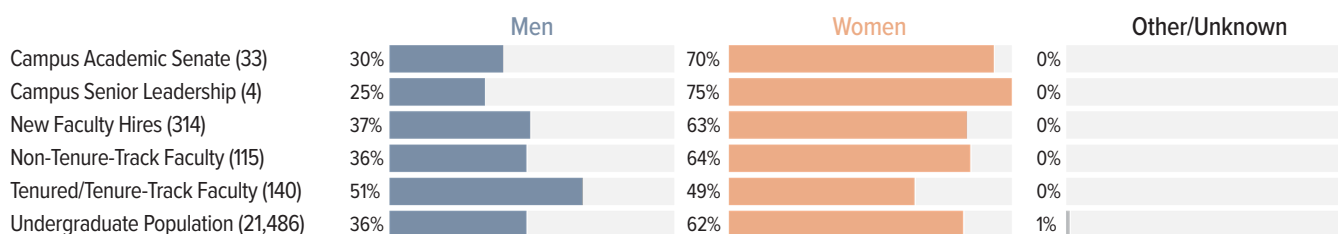
## Campus Senior Leadership



## Campus Demographics by Race/Ethnicity



## Campus Demographics by Gender



\*Native Hawaiian and Pacific Islander

Note: To maintain consistency, Campus Senior Leadership includes the campus president in both the icon and bar graph visualizations.

Tenured/Tenure-Track, Non-Tenure-Track, and New Faculty Hire groups all refer to full-time faculty members.

# Monterey Peninsula College

## District Leadership Trustees

Monterey Peninsula Community College District



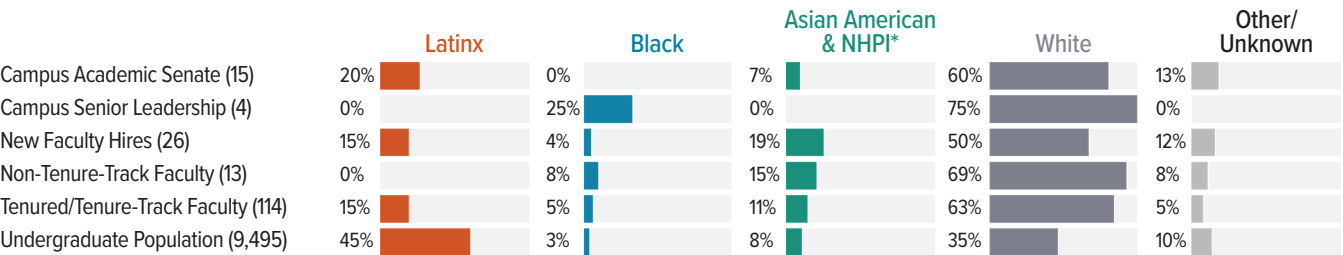
## President



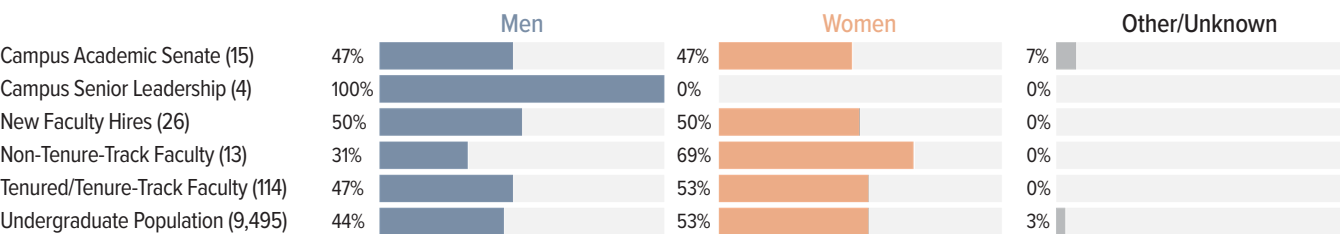
## Campus Senior Leadership



## Campus Demographics by Race/Ethnicity



## Campus Demographics by Gender



\*Native Hawaiian and Pacific Islander  
Note: To maintain consistency, Campus Senior Leadership includes the campus president in both the icon and bar graph visualizations.  
Tenured/Tenure-Track, Non-Tenure-Track, and New Faculty Hire groups all refer to full-time faculty members.



# Moorpark College

## District Leadership Trustees

Ventura County Community College District



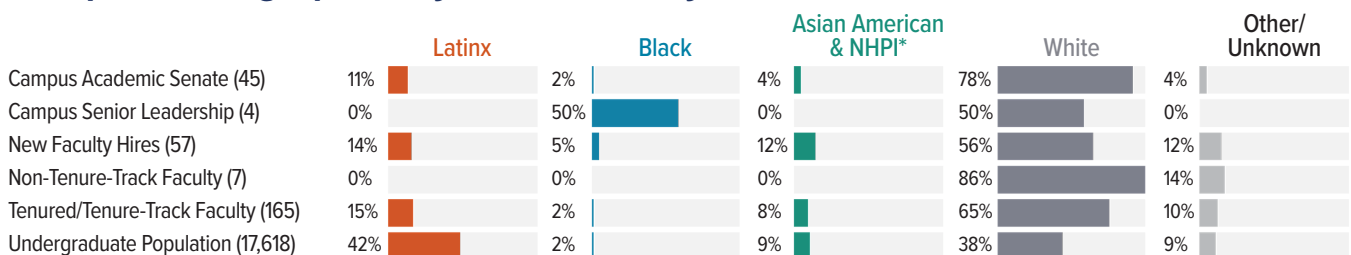
## President



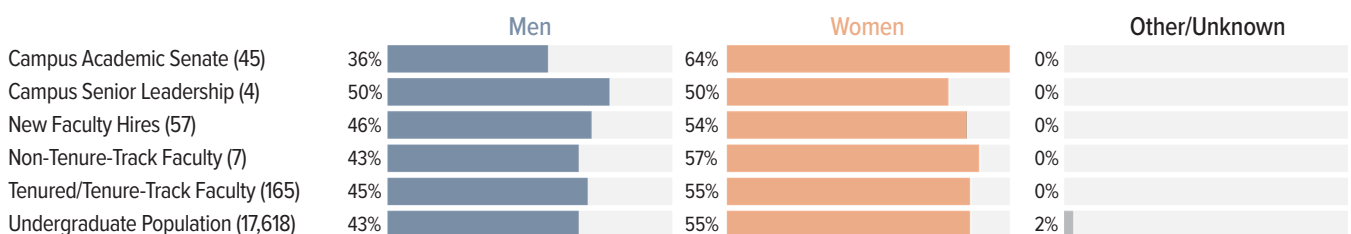
## Campus Senior Leadership



## Campus Demographics by Race/Ethnicity



## Campus Demographics by Gender



\*Native Hawaiian and Pacific Islander

Note: To maintain consistency, Campus Senior Leadership includes the campus president in both the icon and bar graph visualizations.

Tenured/Tenure-Track, Non-Tenure-Track, and New Faculty Hire groups all refer to full-time faculty members.

# Moreno Valley College

## District Leadership Trustees

Riverside Community College District



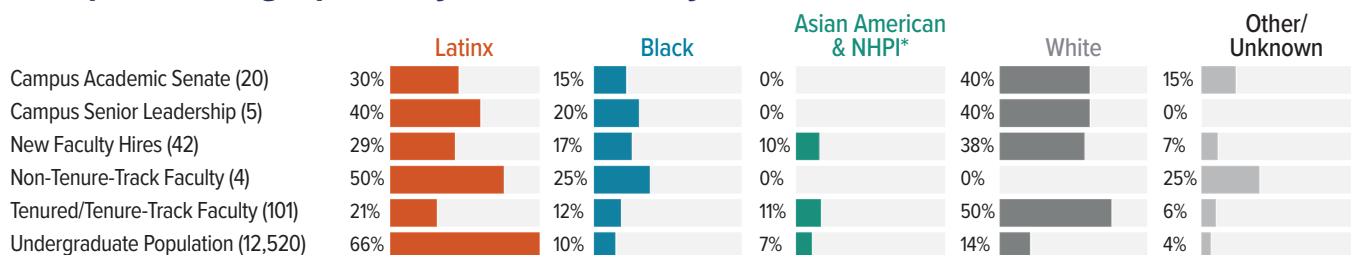
## President



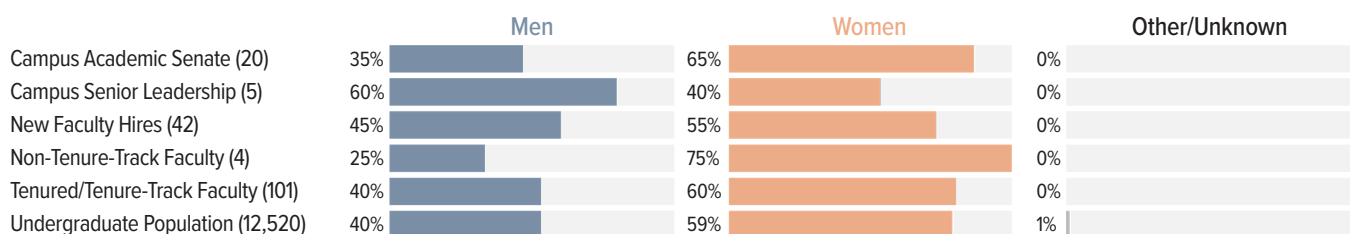
## Campus Senior Leadership



## Campus Demographics by Race/Ethnicity



## Campus Demographics by Gender



\*Native Hawaiian and Pacific Islander

Note: To maintain consistency, Campus Senior Leadership includes the campus president in both the icon and bar graph visualizations.

Tenured/Tenure-Track, Non-Tenure-Track, and New Faculty Hire groups all refer to full-time faculty members.

# Mt. San Antonio College

## District Leadership Trustees

Mt. San Antonio Community College District



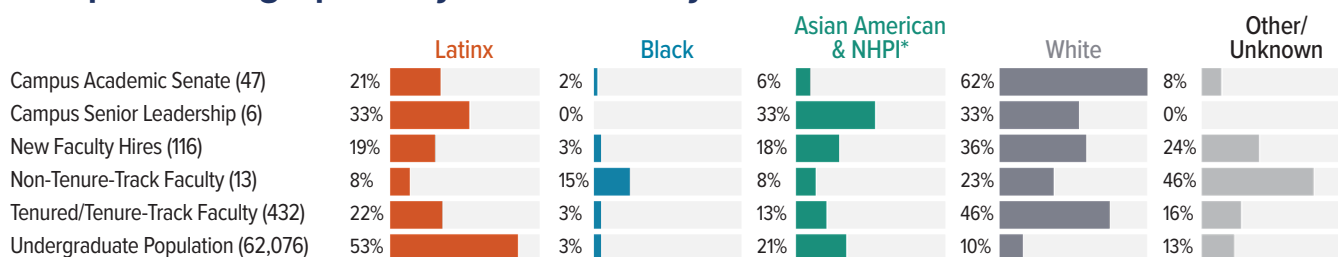
## President



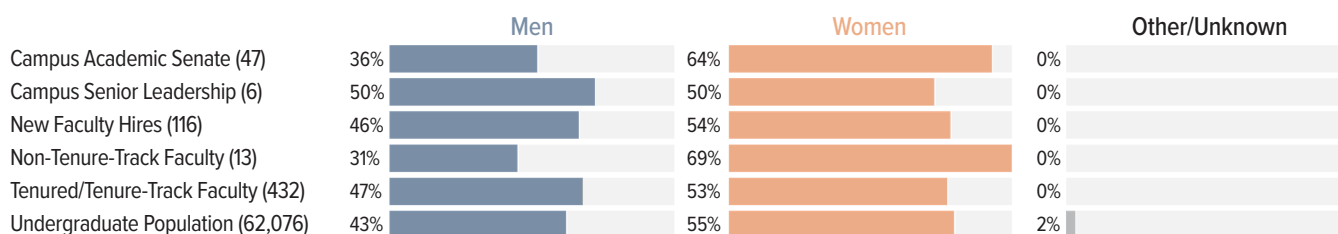
## Campus Senior Leadership



## Campus Demographics by Race/Ethnicity



## Campus Demographics by Gender



\*Native Hawaiian and Pacific Islander

Note: To maintain consistency, Campus Senior Leadership includes the campus president in both the icon and bar graph visualizations.

Tenured/Tenure-Track, Non-Tenure-Track, and New Faculty Hire groups all refer to full-time faculty members.

# Mt. San Jacinto College

## District Leadership Trustees

Mt. San Antonio Community College District



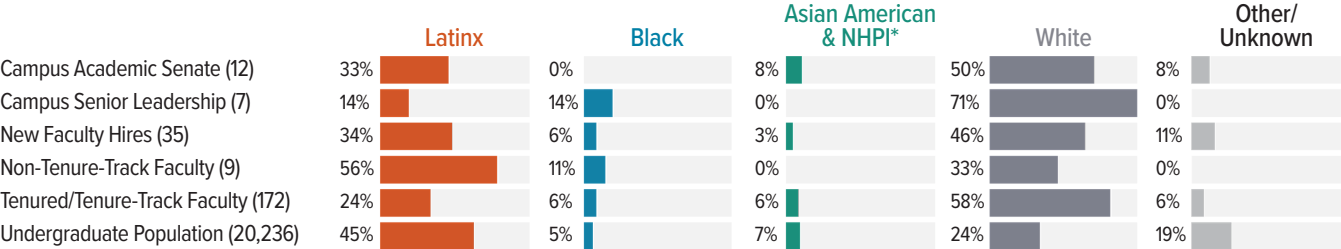
## President



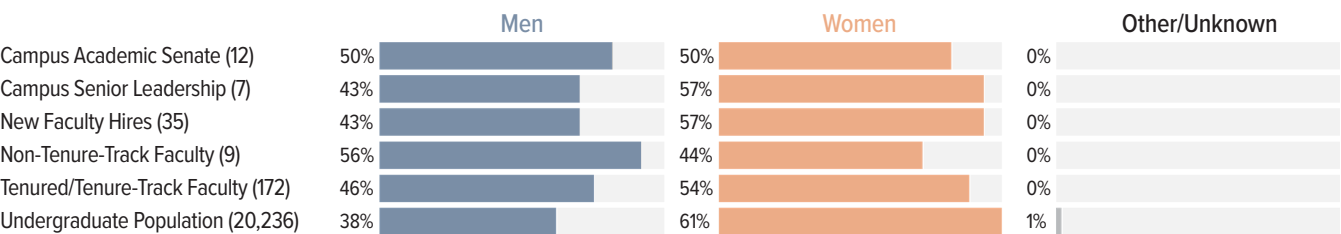
## Campus Senior Leadership



## Campus Demographics by Race/Ethnicity



## Campus Demographics by Gender



\*Native Hawaiian and Pacific Islander  
Note: To maintain consistency, Campus Senior Leadership includes the campus president in both the icon and bar graph visualizations.  
Tenured/Tenure-Track, Non-Tenure-Track, and New Faculty Hire groups all refer to full-time faculty members.

# Napa Valley College

## District Leadership Trustees

Napa Valley Community College District



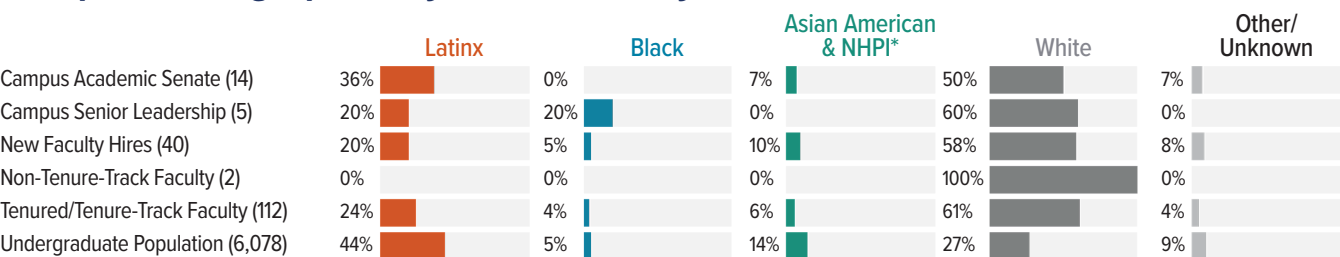
## President



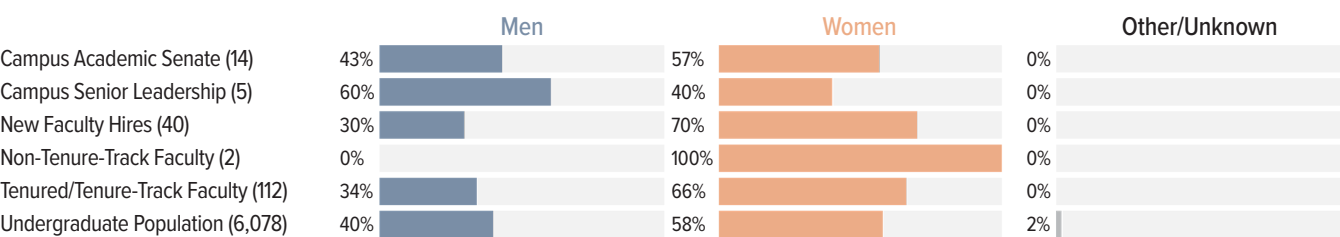
## Campus Senior Leadership



## Campus Demographics by Race/Ethnicity



## Campus Demographics by Gender



\*Native Hawaiian and Pacific Islander

Note: To maintain consistency, Campus Senior Leadership includes the campus president in both the icon and bar graph visualizations. Tenured/Tenure-Track, Non-Tenure-Track, and New Faculty Hire groups all refer to full-time faculty members.

# Norco College

## District Leadership Trustees

Riverside Community College District



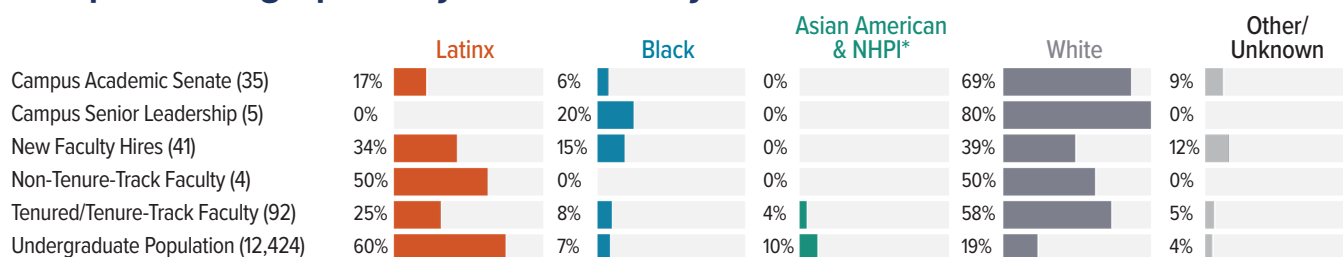
## President



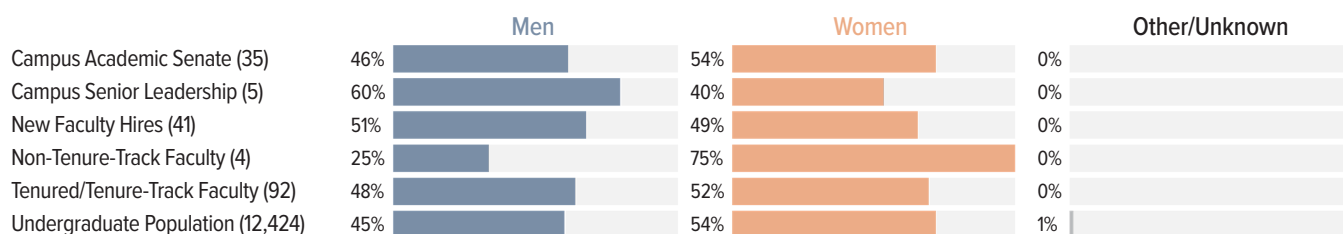
## Campus Senior Leadership



## Campus Demographics by Race/Ethnicity



## Campus Demographics by Gender



\*Native Hawaiian and Pacific Islander

Note: To maintain consistency, Campus Senior Leadership includes the campus president in both the icon and bar graph visualizations.

Tenured/Tenure-Track, Non-Tenure-Track, and New Faculty Hire groups all refer to full-time faculty members.

# Ohlone College

## District Leadership Trustees

Ohlone Community College District



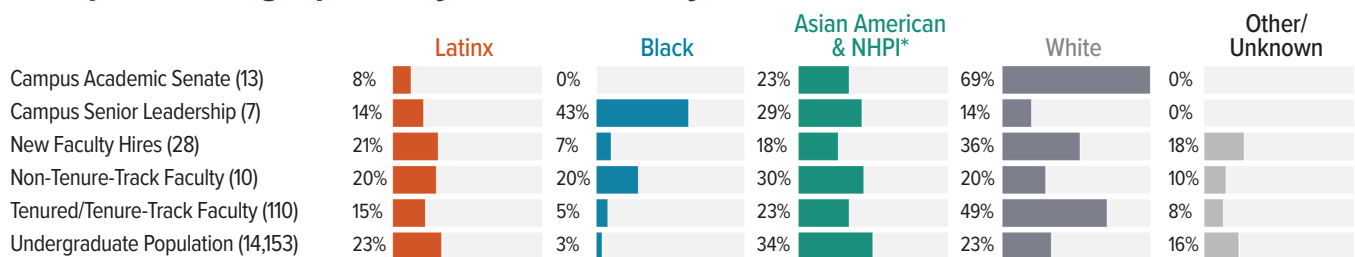
## President



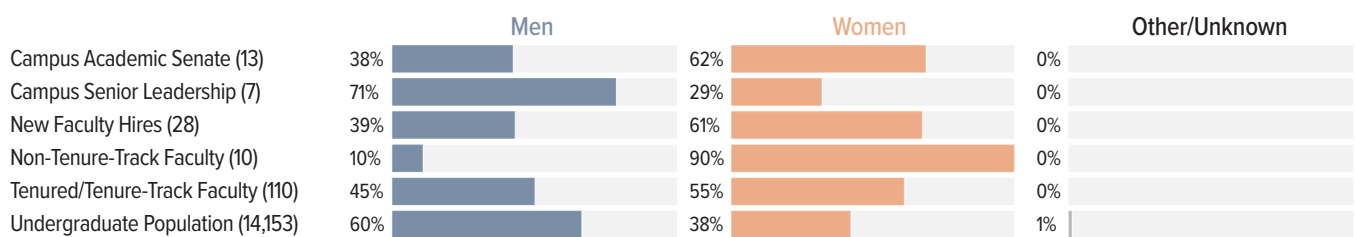
## Campus Senior Leadership



## Campus Demographics by Race/Ethnicity



## Campus Demographics by Gender



\*Native Hawaiian and Pacific Islander

Note: To maintain consistency, Campus Senior Leadership includes the campus president in both the icon and bar graph visualizations.

Tenured/Tenure-Track, Non-Tenure-Track, and New Faculty Hire groups all refer to full-time faculty members.

# Orange Coast College

## District Leadership Trustees


Coast Community College District



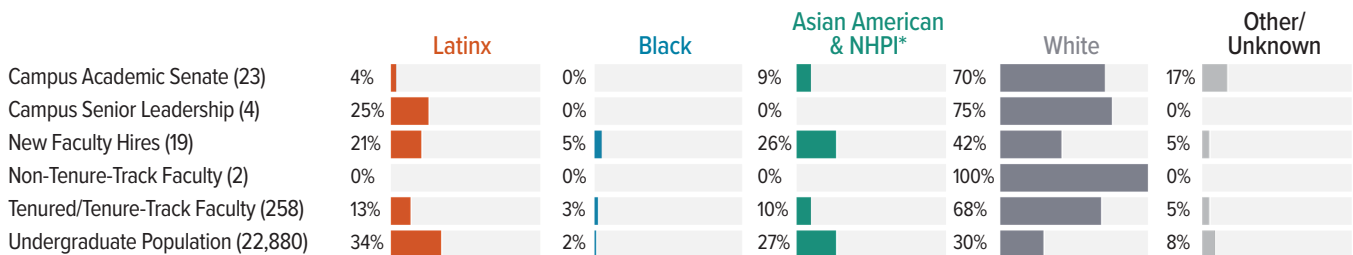
## President



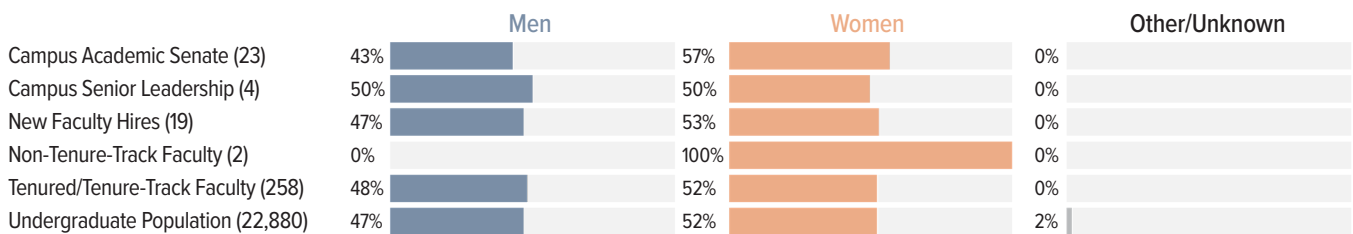
## Campus Senior Leadership



## Campus Demographics by Race/Ethnicity



## Campus Demographics by Gender



\*Native Hawaiian and Pacific Islander

Note: To maintain consistency, Campus Senior Leadership includes the campus president in both the icon and bar graph visualizations.

Tenured/Tenure-Track, Non-Tenure-Track, and New Faculty Hire groups all refer to full-time faculty members.



# Oxnard College

## District Leadership Trustees

Ventura County Community College District



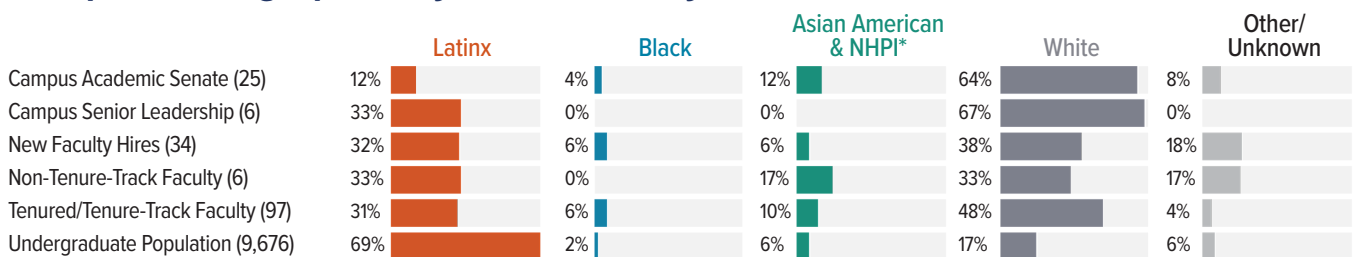
## President



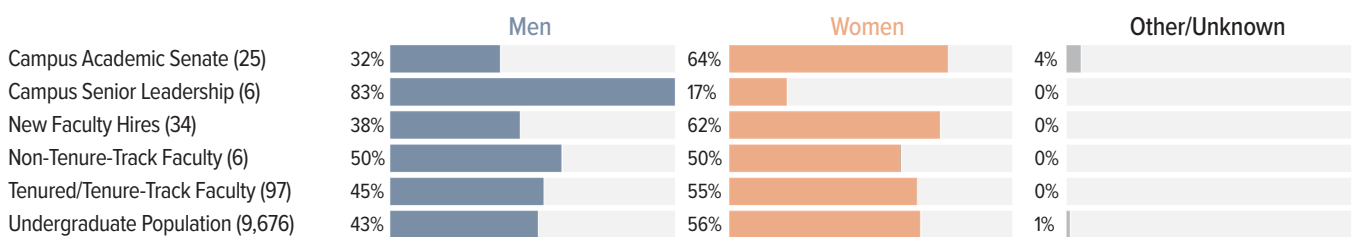
## Campus Senior Leadership



## Campus Demographics by Race/Ethnicity



## Campus Demographics by Gender



\*Native Hawaiian and Pacific Islander

Note: To maintain consistency, Campus Senior Leadership includes the campus president in both the icon and bar graph visualizations.

Tenured/Tenure-Track, Non-Tenure-Track, and New Faculty Hire groups all refer to full-time faculty members.

# Palo Verde College

## District Leadership Trustees

Palo Verde Community College District



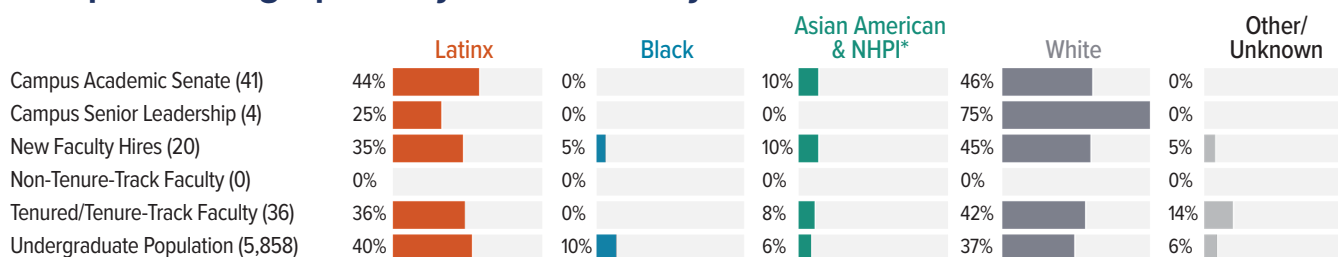
## President



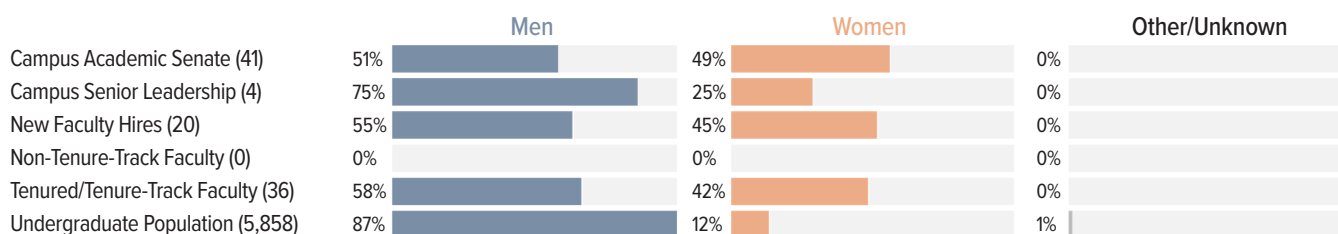
## Campus Senior Leadership



## Campus Demographics by Race/Ethnicity



## Campus Demographics by Gender



\*Native Hawaiian and Pacific Islander

Note: To maintain consistency, Campus Senior Leadership includes the campus president in both the icon and bar graph visualizations.

Tenured/Tenure-Track, Non-Tenure-Track, and New Faculty Hire groups all refer to full-time faculty members.

# Palomar College

## District Leadership Trustees

Palomar Community College District



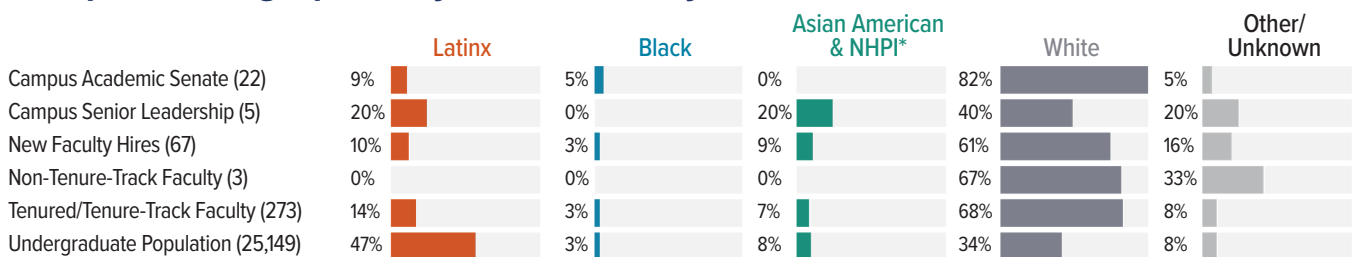
## President



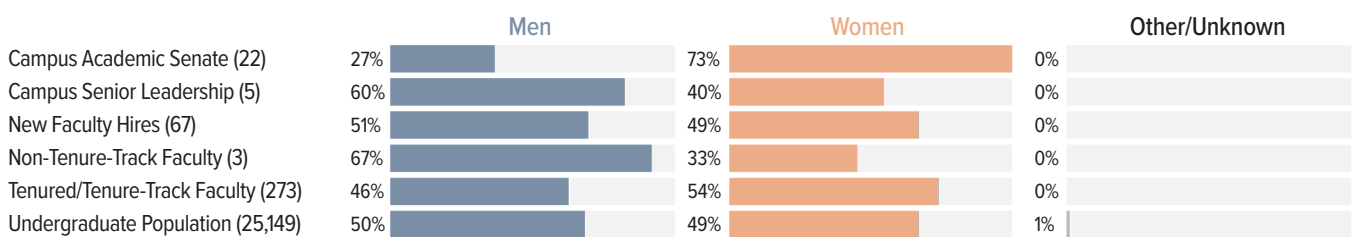
## Campus Senior Leadership



## Campus Demographics by Race/Ethnicity



## Campus Demographics by Gender



\*Native Hawaiian and Pacific Islander

Note: To maintain consistency, Campus Senior Leadership includes the campus president in both the icon and bar graph visualizations.

Tenured/Tenure-Track, Non-Tenure-Track, and New Faculty Hire groups all refer to full-time faculty members.

# Pasadena City College

## District Leadership Trustees

Pasadena Area Community College District



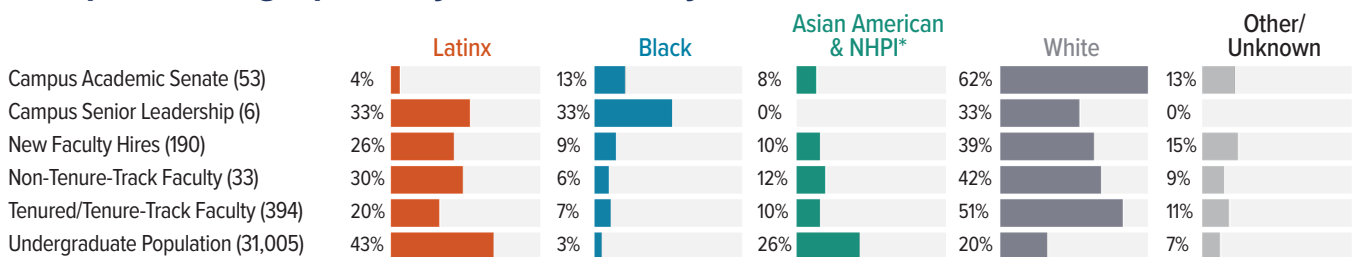
## President



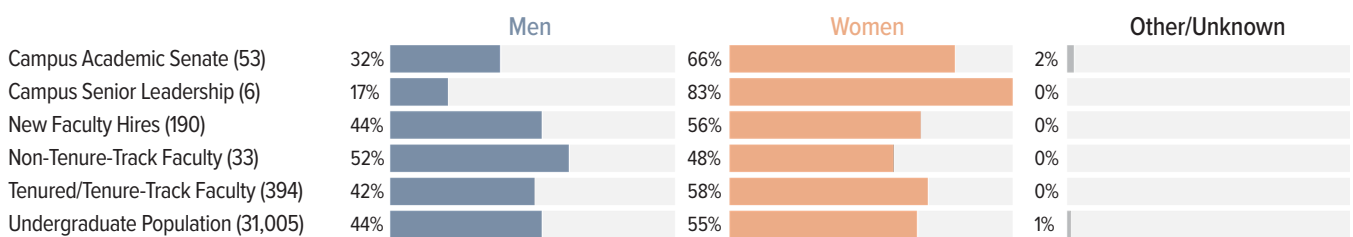
## Campus Senior Leadership



## Campus Demographics by Race/Ethnicity



## Campus Demographics by Gender



\*Native Hawaiian and Pacific Islander

Note: To maintain consistency, Campus Senior Leadership includes the campus president in both the icon and bar graph visualizations.

Tenured/Tenure-Track, Non-Tenure-Track, and New Faculty Hire groups all refer to full-time faculty members.

# Porterville College

## District Leadership Trustees

Kern Community College District



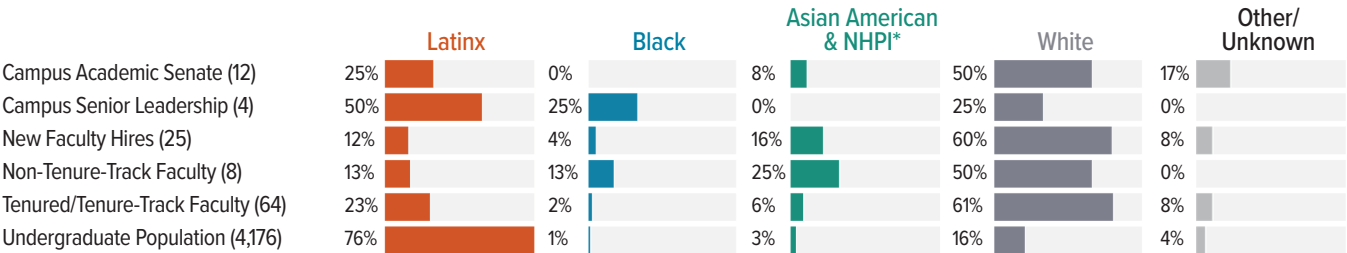
## President



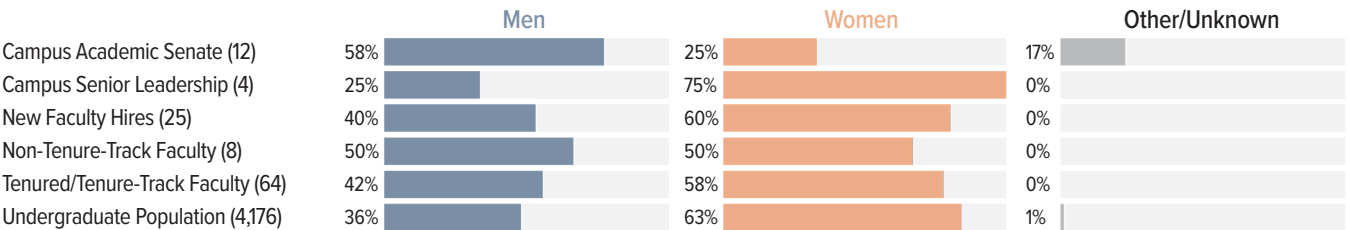
## Campus Senior Leadership



## Campus Demographics by Race/Ethnicity



## Campus Demographics by Gender



\*Native Hawaiian and Pacific Islander

Note: To maintain consistency, Campus Senior Leadership includes the campus president in both the icon and bar graph visualizations.

Tenured/Tenure-Track, Non-Tenure-Track, and New Faculty Hire groups all refer to full-time faculty members.

# Reedley College

## District Leadership Trustees

State Center Community College District



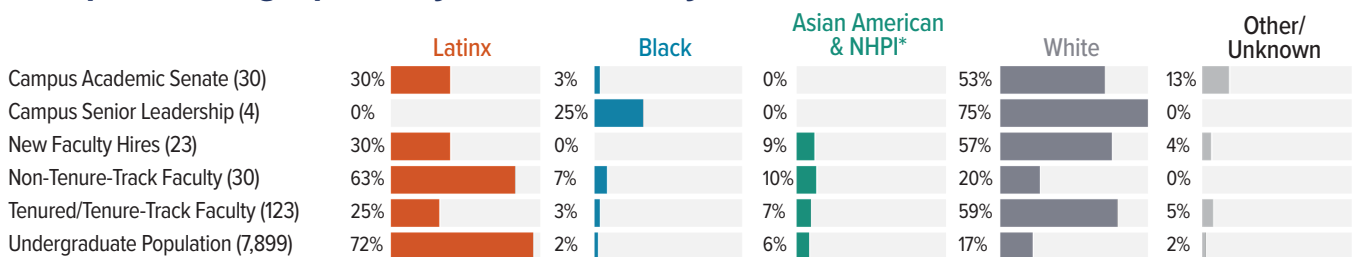
## President



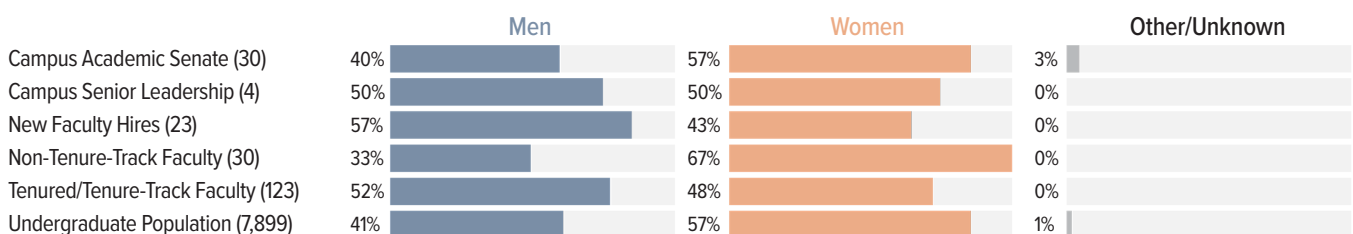
## Campus Senior Leadership



## Campus Demographics by Race/Ethnicity



## Campus Demographics by Gender



\*Native Hawaiian and Pacific Islander

Note: To maintain consistency, Campus Senior Leadership includes the campus president in both the icon and bar graph visualizations.

Tenured/Tenure-Track, Non-Tenure-Track, and New Faculty Hire groups all refer to full-time faculty members.

# Rio Hondo College

## District Leadership Trustees

Rio Hondo Community College District



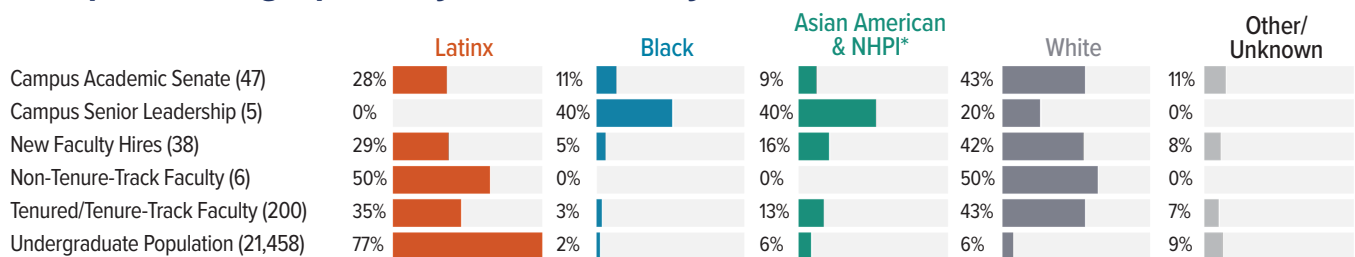
## President



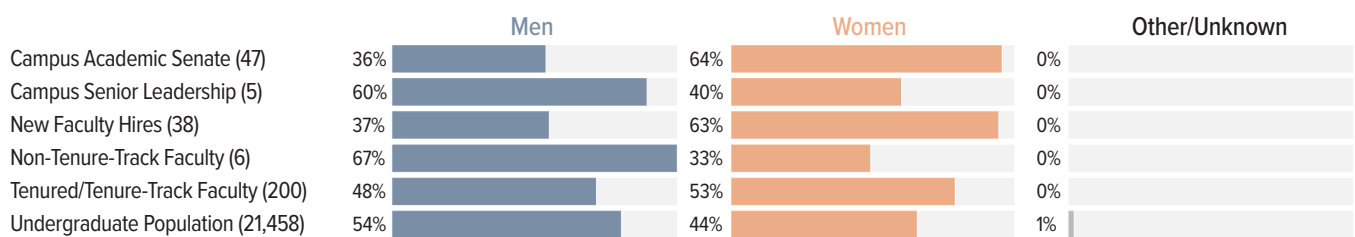
## Campus Senior Leadership



## Campus Demographics by Race/Ethnicity



## Campus Demographics by Gender



\*Native Hawaiian and Pacific Islander

Note: To maintain consistency, Campus Senior Leadership includes the campus president in both the icon and bar graph visualizations.

Tenured/Tenure-Track, Non-Tenure-Track, and New Faculty Hire groups all refer to full-time faculty members.

# Riverside City College

## District Leadership Trustees

Riverside Community College District



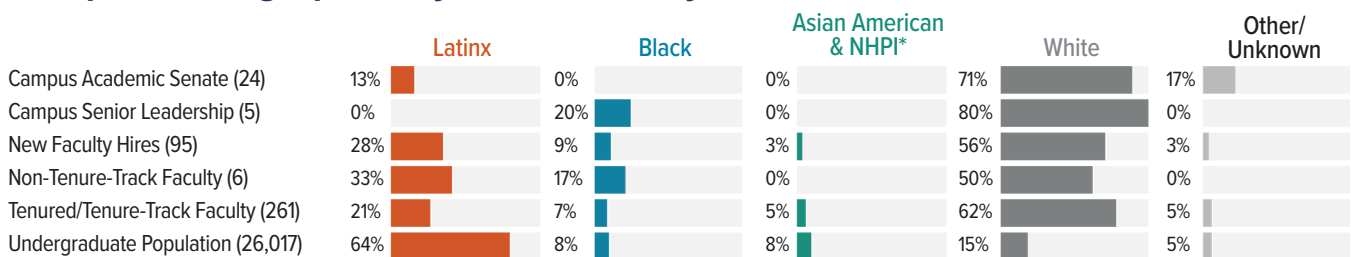
## President



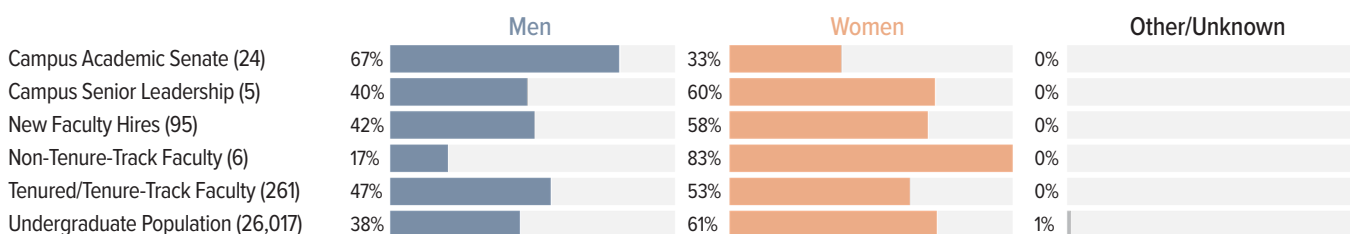
## Campus Senior Leadership



## Campus Demographics by Race/Ethnicity



## Campus Demographics by Gender



\*Native Hawaiian and Pacific Islander

Note: To maintain consistency, Campus Senior Leadership includes the campus president in both the icon and bar graph visualizations.

Tenured/Tenure-Track, Non-Tenure-Track, and New Faculty Hire groups all refer to full-time faculty members.



# Sacramento City College

## District Leadership Trustees

Los Rios Community College District



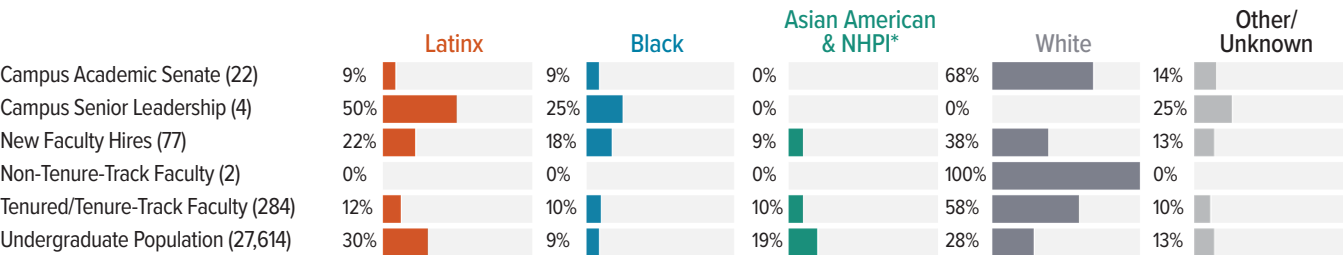
## President



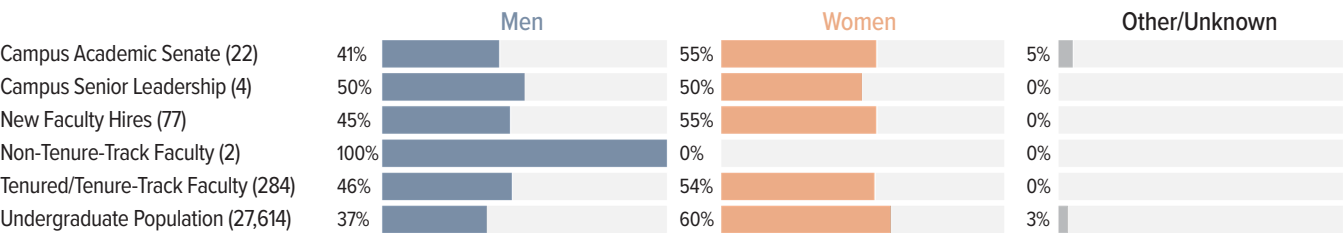
## Campus Senior Leadership



## Campus Demographics by Race/Ethnicity



## Campus Demographics by Gender



\*Native Hawaiian and Pacific Islander

Note: To maintain consistency, Campus Senior Leadership includes the campus president in both the icon and bar graph visualizations. Tenured/Tenure-Track, Non-Tenure-Track, and New Faculty Hire groups all refer to full-time faculty members.

# Saddleback College

## District Leadership Trustees

South Orange County Community College District



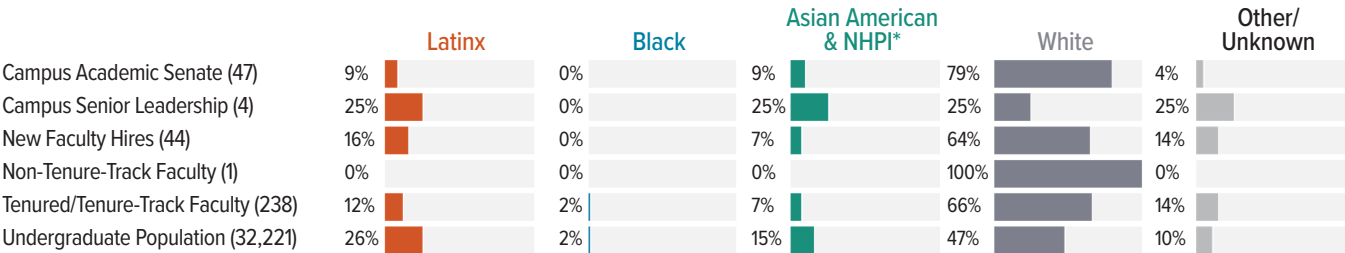
## President



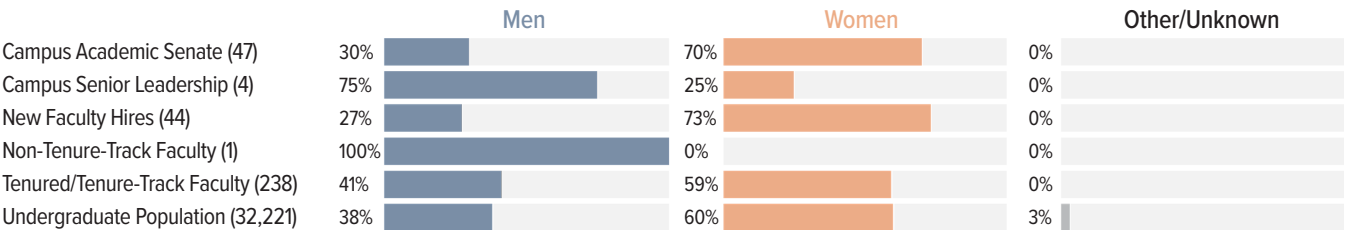
## Campus Senior Leadership



## Campus Demographics by Race/Ethnicity



## Campus Demographics by Gender



\*Native Hawaiian and Pacific Islander

Note: To maintain consistency, Senior Campus Leadership includes the campus president in both the icon and bar graph visualizations. Tenured/Tenure-Track, Non-Tenured, and New Faculty Hire groups all refer to full-time faculty members.

# San Bernardino Valley College

## District Leadership Trustees

San Bernardino Community College District



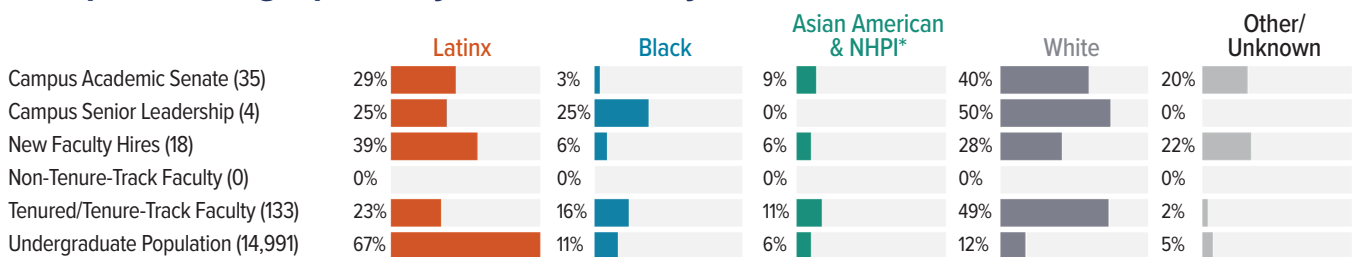
## President



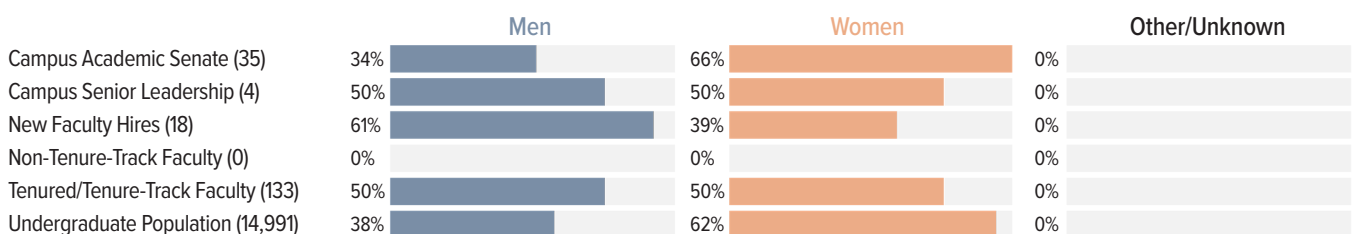
## Campus Senior Leadership



## Campus Demographics by Race/Ethnicity



## Campus Demographics by Gender



\*Native Hawaiian and Pacific Islander

Note: To maintain consistency, Campus Senior Leadership includes the campus president in both the icon and bar graph visualizations.

Tenured/Tenure-Track, Non-Tenure-Track, and New Faculty Hire groups all refer to full-time faculty members.

# San Diego City College

## District Leadership Trustees

San Diego Community College District



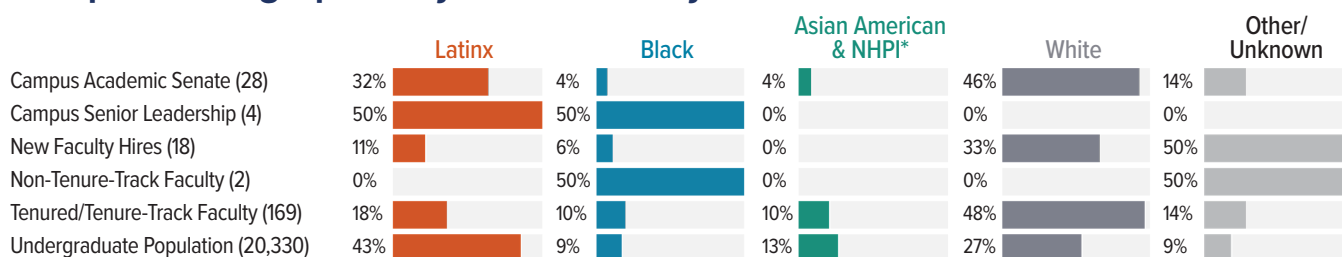
## President



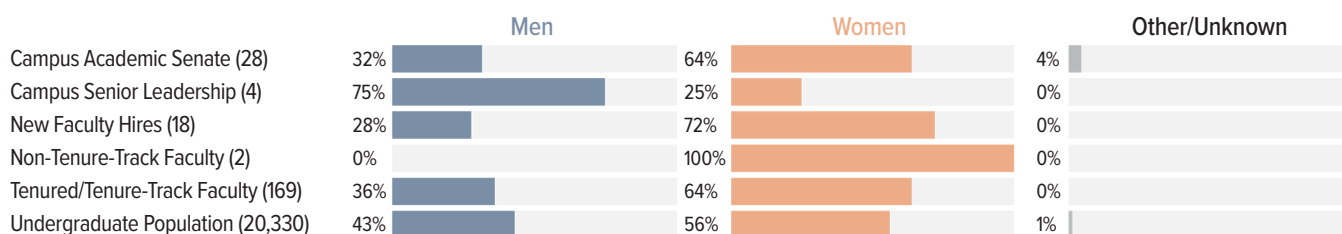
## Campus Senior Leadership



## Campus Demographics by Race/Ethnicity



## Campus Demographics by Gender



\*Native Hawaiian and Pacific Islander

Note: To maintain consistency, Campus Senior Leadership includes the campus president in both the icon and bar graph visualizations.

Tenured/Tenure-Track, Non-Tenure-Track, and New Faculty Hire groups all refer to full-time faculty members.

# San Diego Mesa College

## District Leadership Trustees


San Diego Community College District



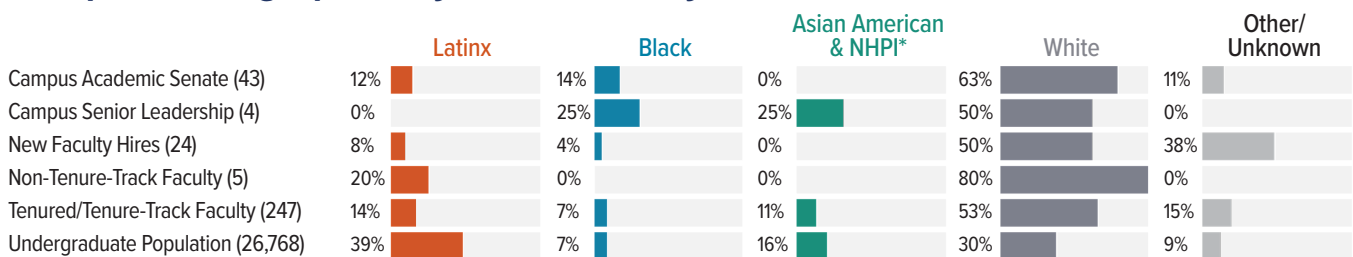
## President



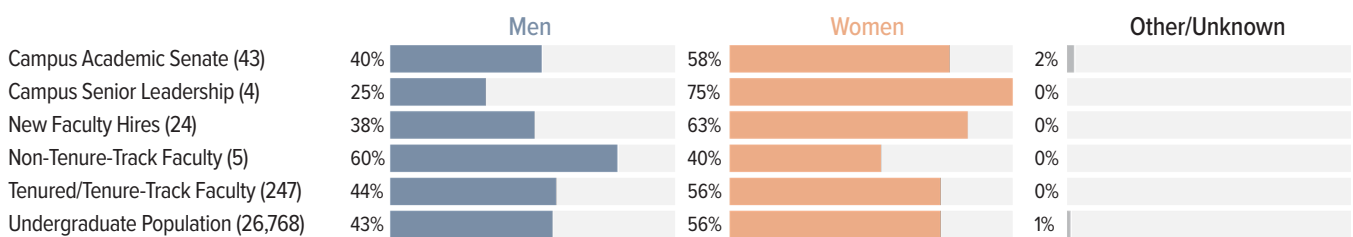
## Campus Senior Leadership



## Campus Demographics by Race/Ethnicity



## Campus Demographics by Gender



\*Native Hawaiian and Pacific Islander

Note: To maintain consistency, Campus Senior Leadership includes the campus president in both the icon and bar graph visualizations.

Tenured/Tenure-Track, Non-Tenure-Track, and New Faculty Hire groups all refer to full-time faculty members.

# San Diego Miramar College

## District Leadership Trustees

San Diego Community College District



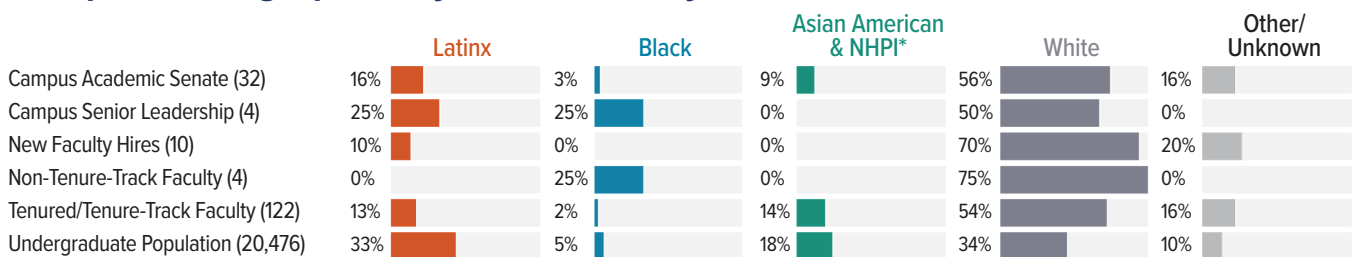
## President



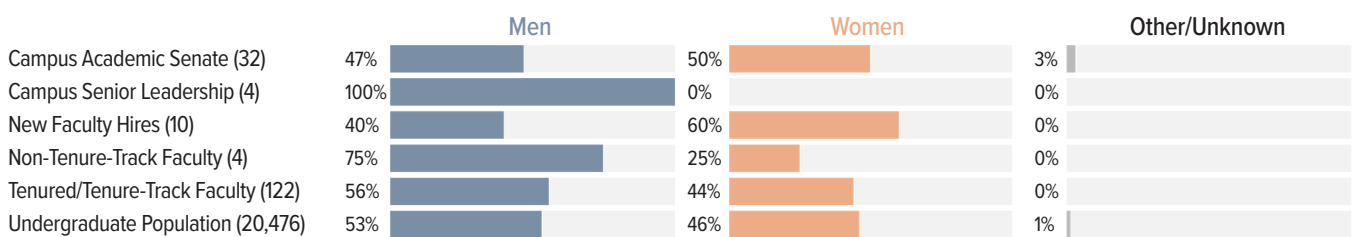
## Campus Senior Leadership



## Campus Demographics by Race/Ethnicity



## Campus Demographics by Gender



\*Native Hawaiian and Pacific Islander

Note: To maintain consistency, Campus Senior Leadership includes the campus president in both the icon and bar graph visualizations.

Tenured/Tenure-Track, Non-Tenure-Track, and New Faculty Hire groups all refer to full-time faculty members.

# San Joaquin Delta College

## District Leadership Trustees

San Joaquin Delta Community College District



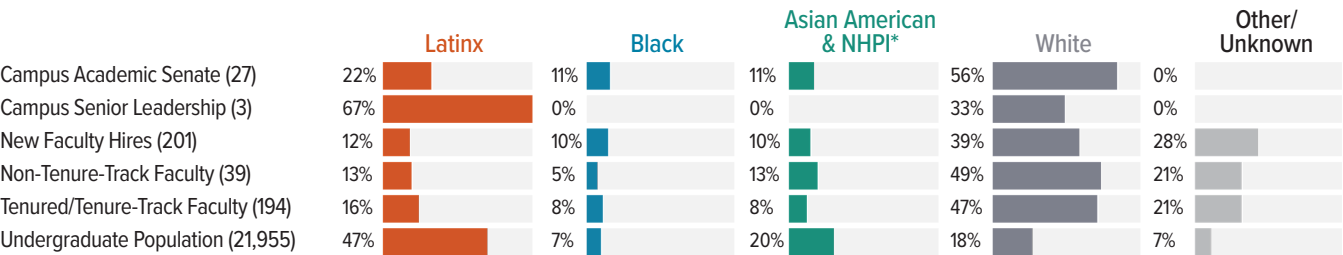
## President



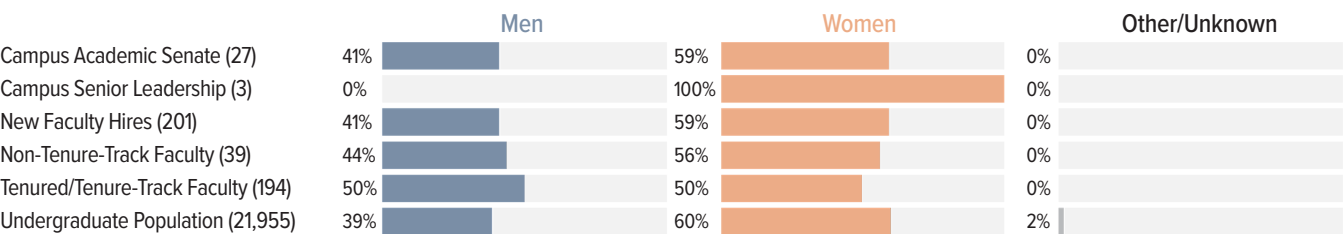
## Campus Senior Leadership



## Campus Demographics by Race/Ethnicity



## Campus Demographics by Gender



\*Native Hawaiian and Pacific Islander  
Note: To maintain consistency, Campus Senior Leadership includes the campus president in both the icon and bar graph visualizations. Tenured/Tenure-Track, Non-Tenure-Track, and New Faculty Hire groups all refer to full-time faculty members.

# San Jose City College

## District Leadership Trustees

San Jose-Evergreen Community College District



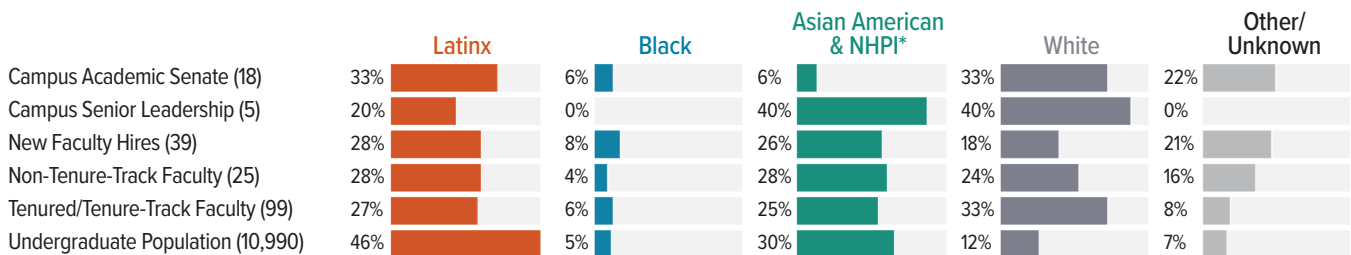
## President



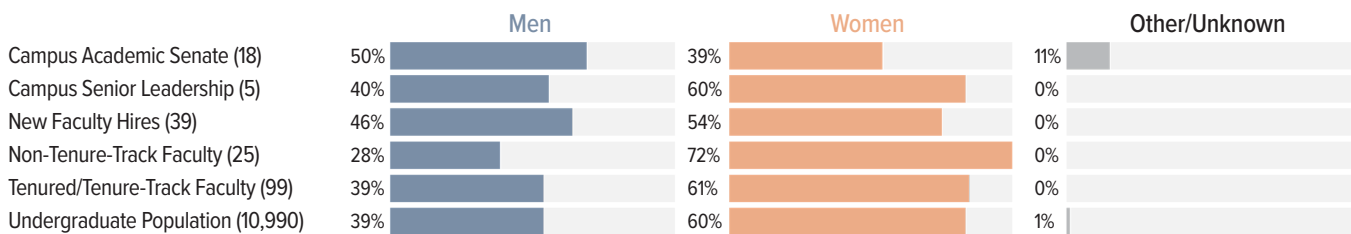
## Campus Senior Leadership



## Campus Demographics by Race/Ethnicity



## Campus Demographics by Gender



\*Native Hawaiian and Pacific Islander

Note: To maintain consistency, Campus Senior Leadership includes the campus president in both the icon and bar graph visualizations.

Tenured/Tenure-Track, Non-Tenure-Track, and New Faculty Hire groups all refer to full-time faculty members.



# Santa Ana College

## District Leadership Trustees

Rancho Santiago Community College District



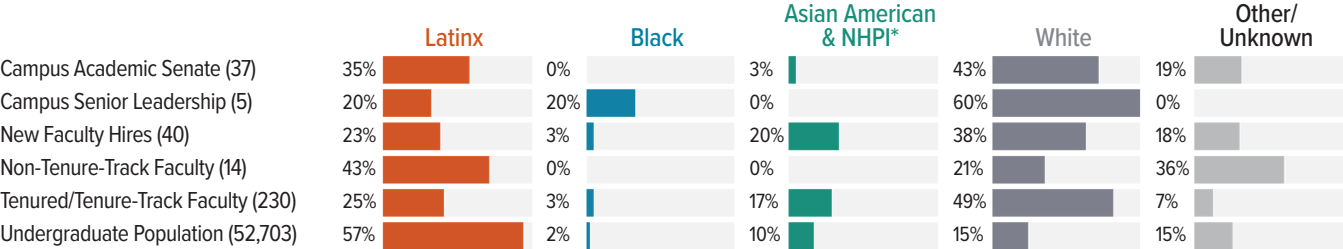
## President



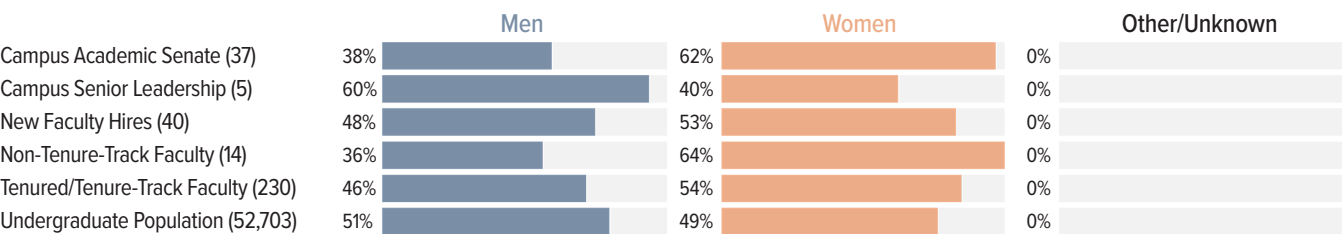
## Campus Senior Leadership



## Campus Demographics by Race/Ethnicity



## Campus Demographics by Gender



\*Native Hawaiian and Pacific Islander  
Note: To maintain consistency, Campus Senior Leadership includes the campus president in both the icon and bar graph visualizations.  
Tenured/Tenure-Track, Non-Tenure-Track, and New Faculty Hire groups all refer to full-time faculty members.

# Santa Barbara City College

## District Leadership Trustees

Santa Barbara Community College District



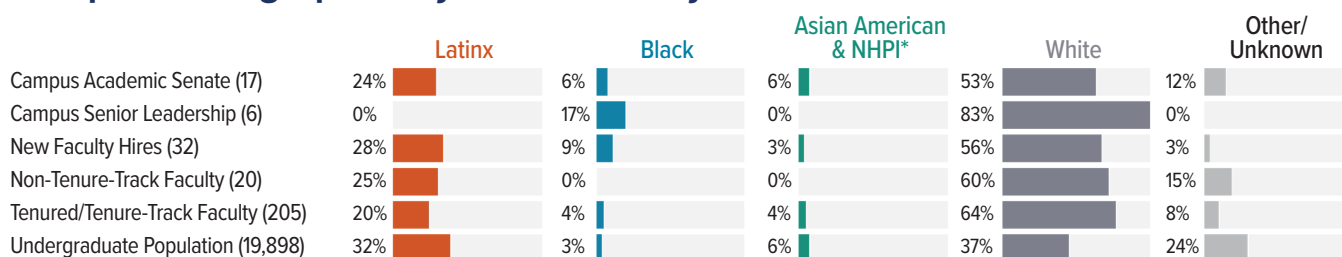
## President



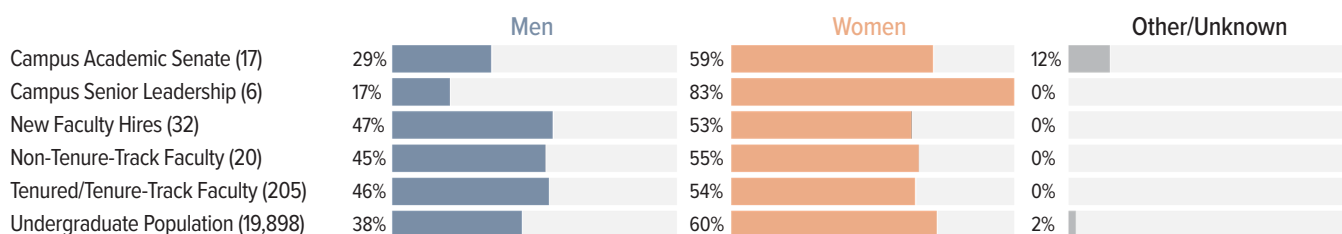
## Campus Senior Leadership



## Campus Demographics by Race/Ethnicity



## Campus Demographics by Gender



\*Native Hawaiian and Pacific Islander

Note: To maintain consistency, Campus Senior Leadership includes the campus president in both the icon and bar graph visualizations.

Tenured/Tenure-Track, Non-Tenure-Track, and New Faculty Hire groups all refer to full-time faculty members.

# Santa Monica College

## District Leadership Trustees

Santa Monica Community College District



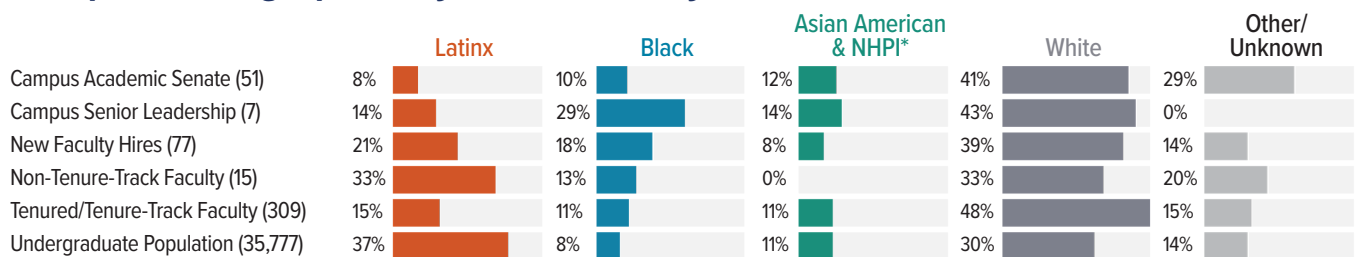
## President



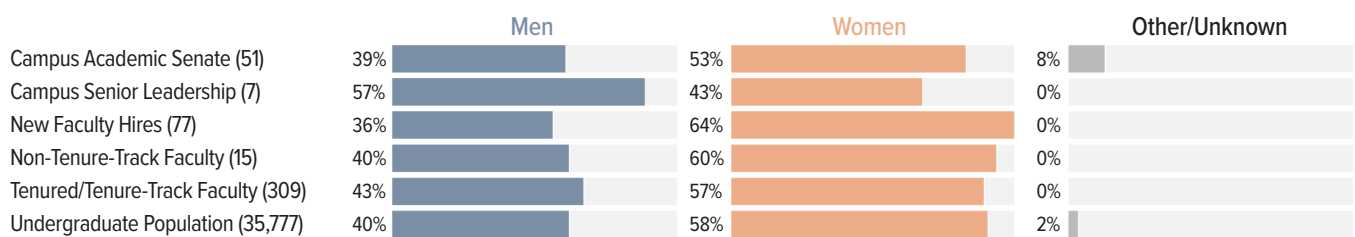
## Campus Senior Leadership



## Campus Demographics by Race/Ethnicity



## Campus Demographics by Gender



\*Native Hawaiian and Pacific Islander

Note: To maintain consistency, Campus Senior Leadership includes the campus president in both the icon and bar graph visualizations.

Tenured/Tenure-Track, Non-Tenure-Track, and New Faculty Hire groups all refer to full-time faculty members.

# Santa Rosa Junior College

## District Leadership Trustees

Sonoma County Community College District



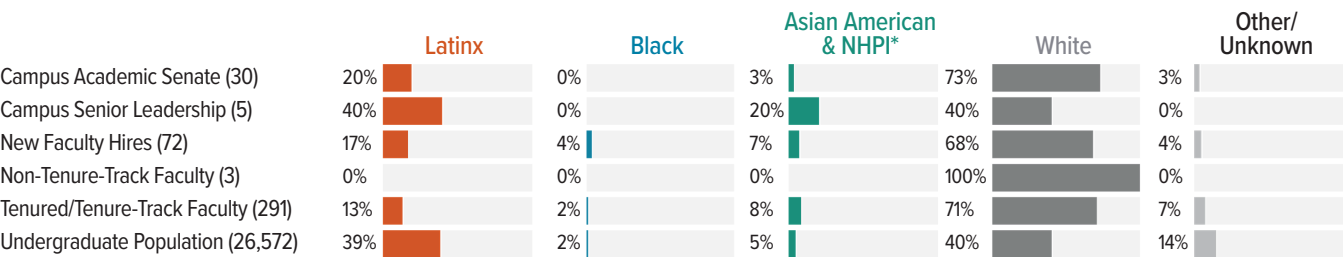
## President



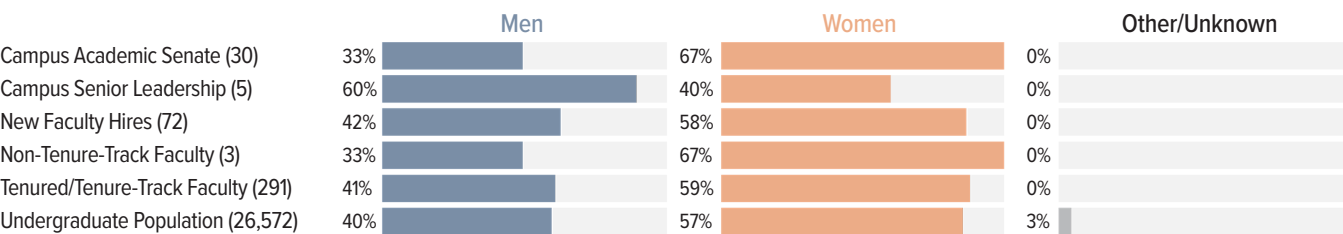
## Campus Senior Leadership



## Campus Demographics by Race/Ethnicity



## Campus Demographics by Gender



\*Native Hawaiian and Pacific Islander  
Note: To maintain consistency, Campus Senior Leadership includes the campus president in both the icon and bar graph visualizations.  
Tenured/Tenure-Track, Non-Tenure-Track, and New Faculty Hire groups all refer to full-time faculty members.

# Santiago Canyon College

## District Leadership Trustees

Rancho Santiago Community College District



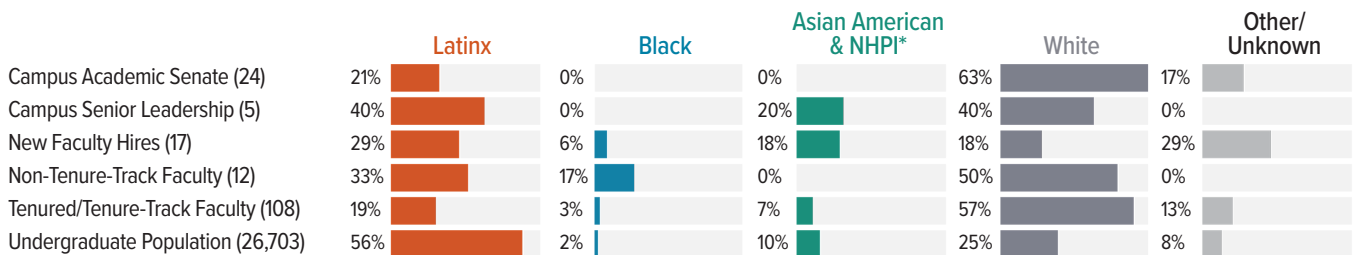
## President



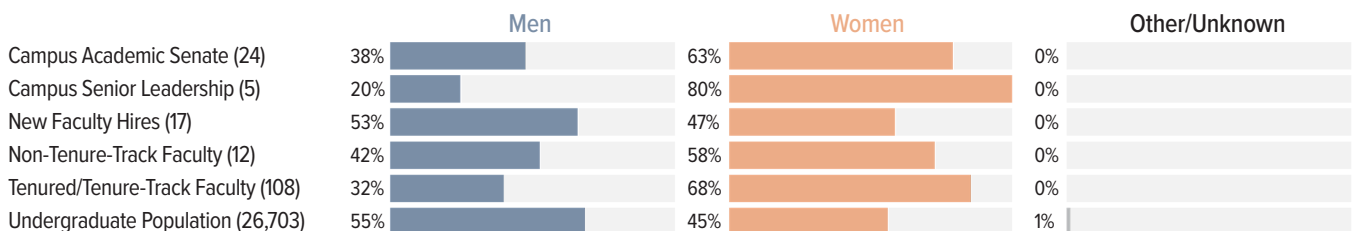
## Campus Senior Leadership



## Campus Demographics by Race/Ethnicity



## Campus Demographics by Gender



\*Native Hawaiian and Pacific Islander

Note: To maintain consistency, Campus Senior Leadership includes the campus president in both the icon and bar graph visualizations.

Tenured/Tenure-Track, Non-Tenure-Track, and New Faculty Hire groups all refer to full-time faculty members.

# Shasta College

## District Leadership Trustees


Shasta Tehama Trinity Joint Community College District



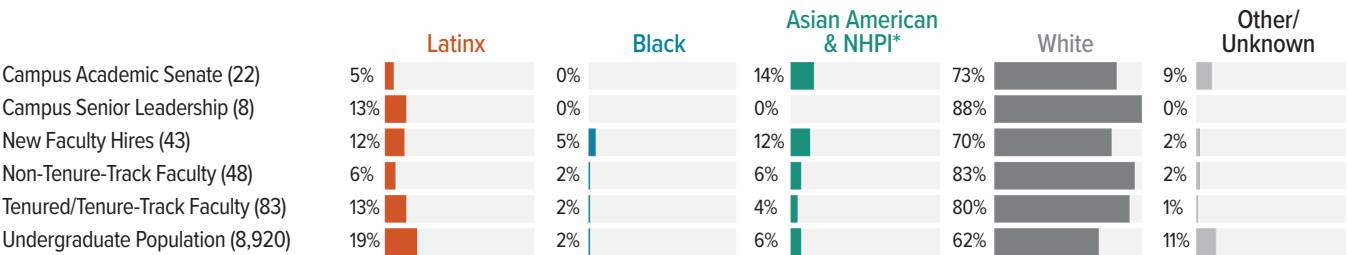
## President



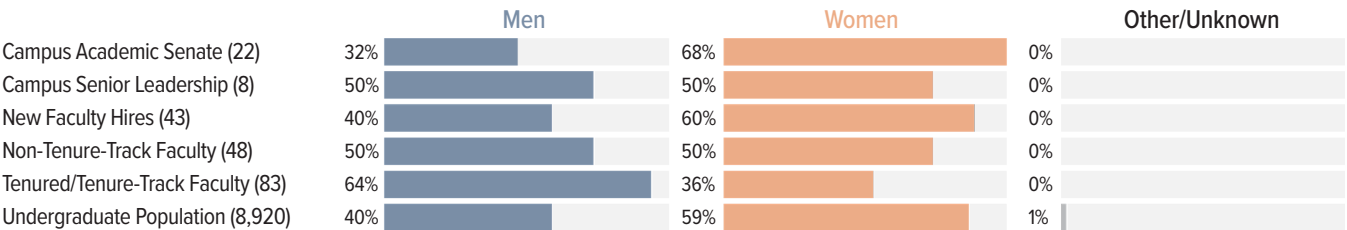
## Campus Senior Leadership



## Campus Demographics by Race/Ethnicity



## Campus Demographics by Gender



\*Native Hawaiian and Pacific Islander

Note: To maintain consistency, Campus Senior Leadership includes the campus president in both the icon and bar graph visualizations.

Tenured/Tenure-Track, Non-Tenure-Track, and New Faculty Hire groups all refer to full-time faculty members.

# Sierra College

## District Leadership Trustees

Sierra Joint Community College District



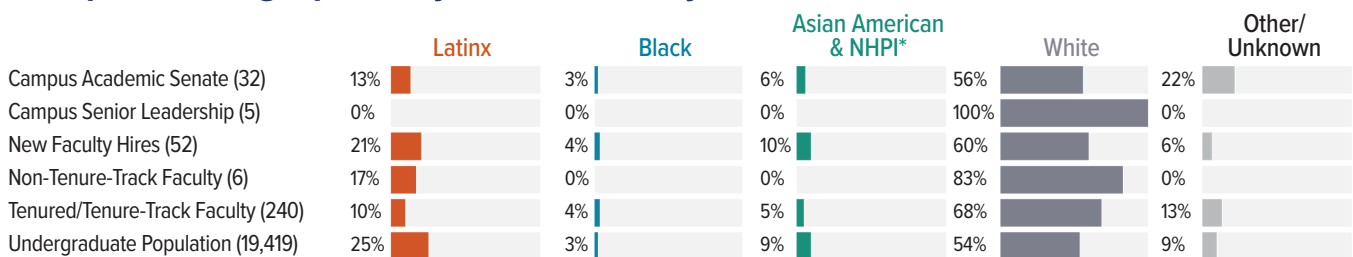
## President



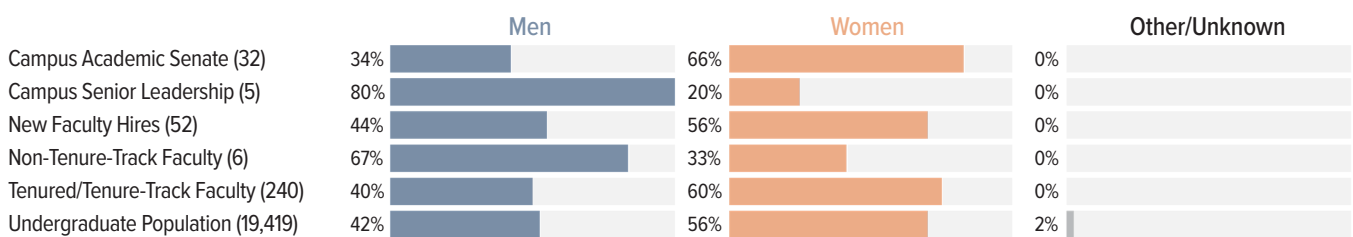
## Campus Senior Leadership



## Campus Demographics by Race/Ethnicity



## Campus Demographics by Gender



\*Native Hawaiian and Pacific Islander

Note: To maintain consistency, Campus Senior Leadership includes the campus president in both the icon and bar graph visualizations.

Tenured/Tenure-Track, Non-Tenure-Track, and New Faculty Hire groups all refer to full-time faculty members.

# Skyline College

## District Leadership Trustees

San Mateo County Community College District



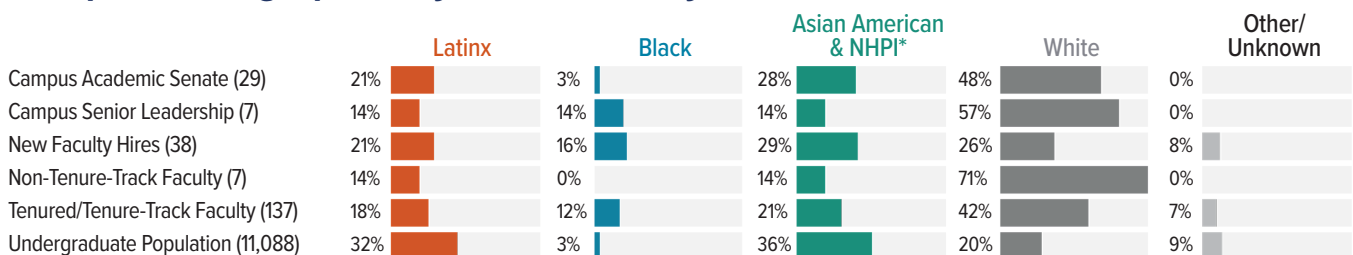
## President



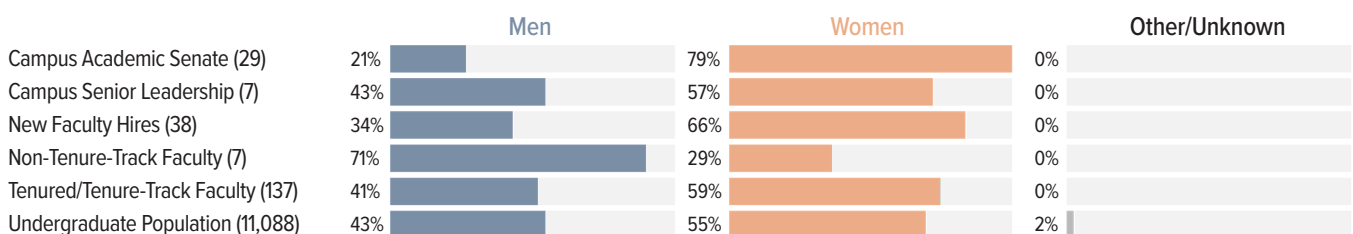
## Campus Senior Leadership



## Campus Demographics by Race/Ethnicity



## Campus Demographics by Gender



\*Native Hawaiian and Pacific Islander

Note: To maintain consistency, Campus Senior Leadership includes the campus president in both the icon and bar graph visualizations.

Tenured/Tenure-Track, Non-Tenure-Track, and New Faculty Hire groups all refer to full-time faculty members.



# Solano Community College

## District Leadership Trustees

Solano County Community College District



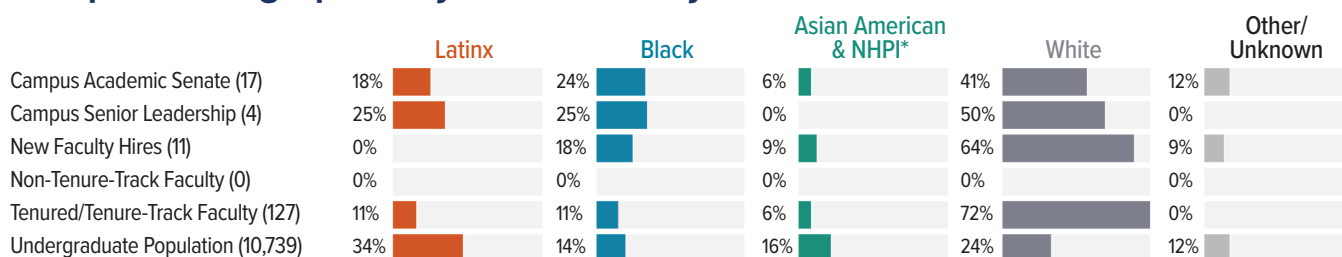
## President



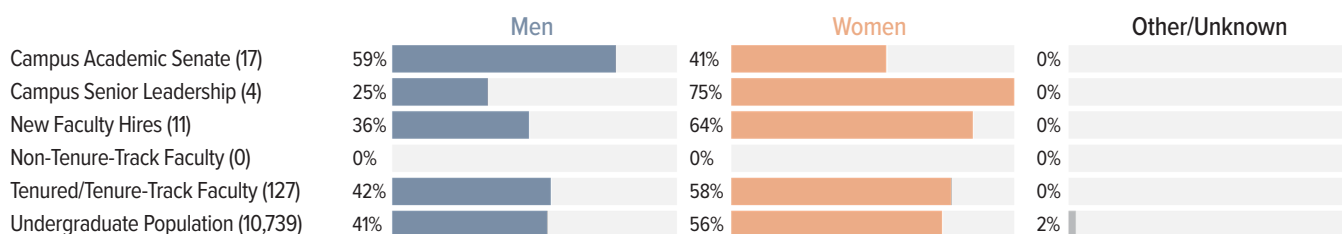
## Campus Senior Leadership



## Campus Demographics by Race/Ethnicity



## Campus Demographics by Gender



\*Native Hawaiian and Pacific Islander

Note: To maintain consistency, Campus Senior Leadership includes the campus president in both the icon and bar graph visualizations.

Tenured/Tenure-Track, Non-Tenure-Track, and New Faculty Hire groups all refer to full-time faculty members.

# Southwestern College

## District Leadership Trustees

Southwestern Community College District



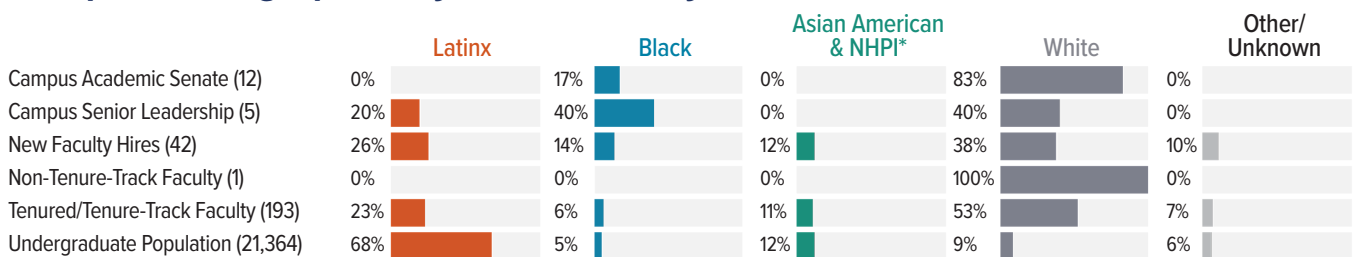
## President



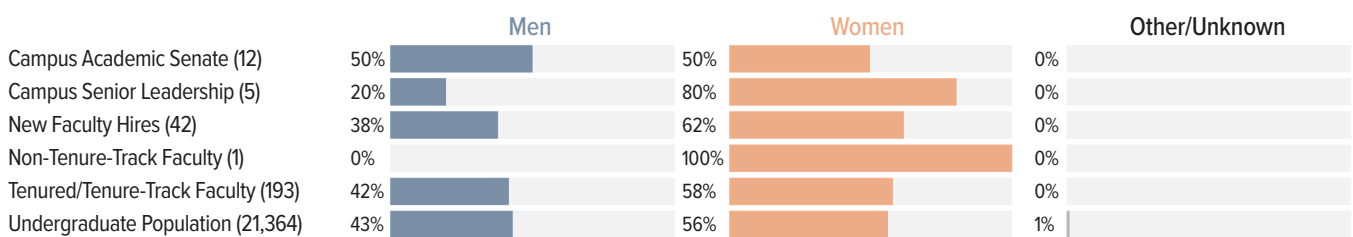
## Campus Senior Leadership



## Campus Demographics by Race/Ethnicity



## Campus Demographics by Gender



\*Native Hawaiian and Pacific Islander

Note: To maintain consistency, Campus Senior Leadership includes the campus president in both the icon and bar graph visualizations.

Tenured/Tenure-Track, Non-Tenure-Track, and New Faculty Hire groups all refer to full-time faculty members.

# Taft College

## District Leadership Trustees

West Kern Community College District



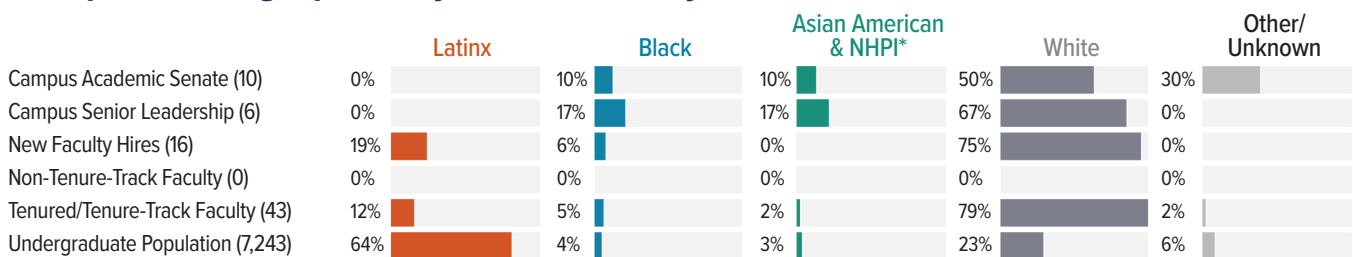
## President



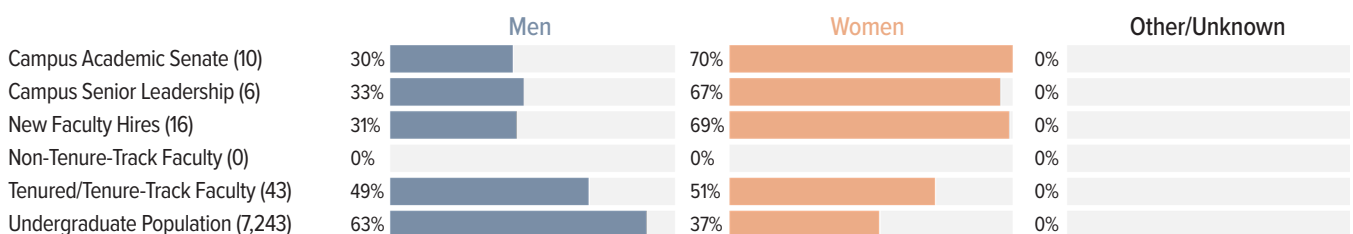
## Campus Senior Leadership



## Campus Demographics by Race/Ethnicity



## Campus Demographics by Gender



\*Native Hawaiian and Pacific Islander

Note: To maintain consistency, Campus Senior Leadership includes the campus president in both the icon and bar graph visualizations.

Tenured/Tenure-Track, Non-Tenure-Track, and New Faculty Hire groups all refer to full-time faculty members.

# Ventura College

## District Leadership Trustees

Ventura County Community College District



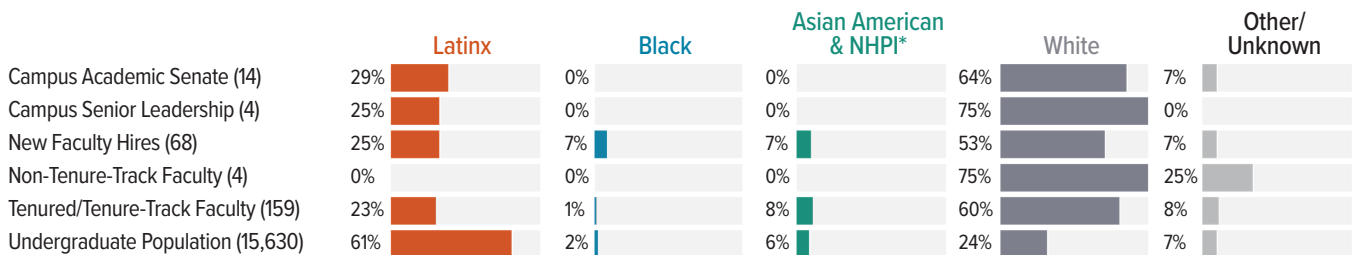
## President



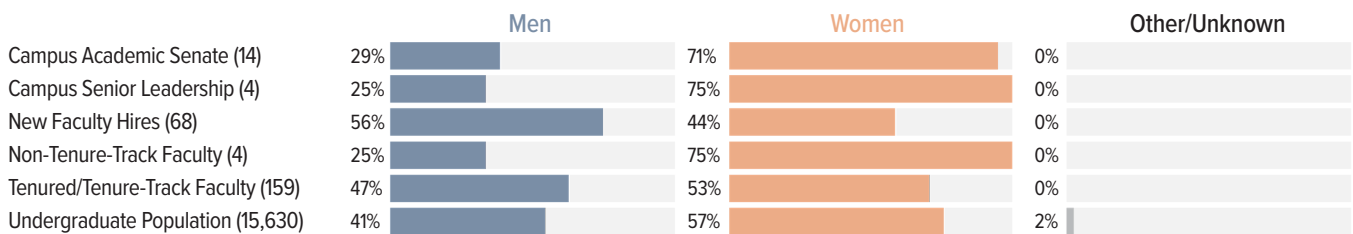
## Campus Senior Leadership



## Campus Demographics by Race/Ethnicity



## Campus Demographics by Gender



\*Native Hawaiian and Pacific Islander

Note: To maintain consistency, Campus Senior Leadership includes the campus president in both the icon and bar graph visualizations.

Tenured/Tenure-Track, Non-Tenure-Track, and New Faculty Hire groups all refer to full-time faculty members.

# Victor Valley College

## District Leadership Trustees


Victor Valley Community College District



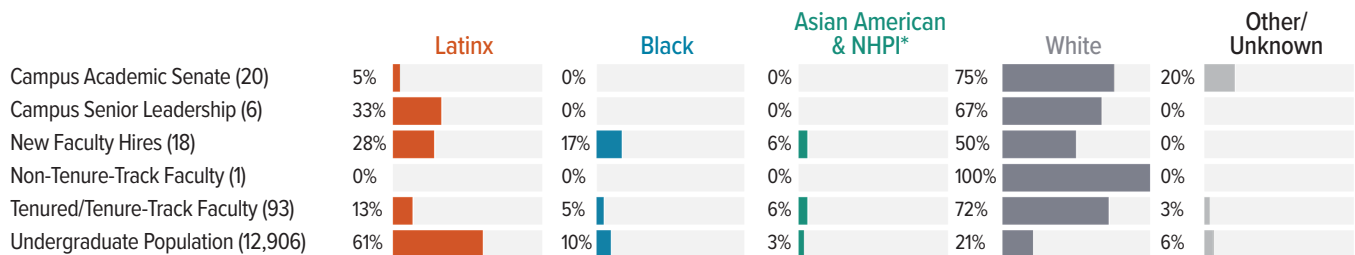
## President



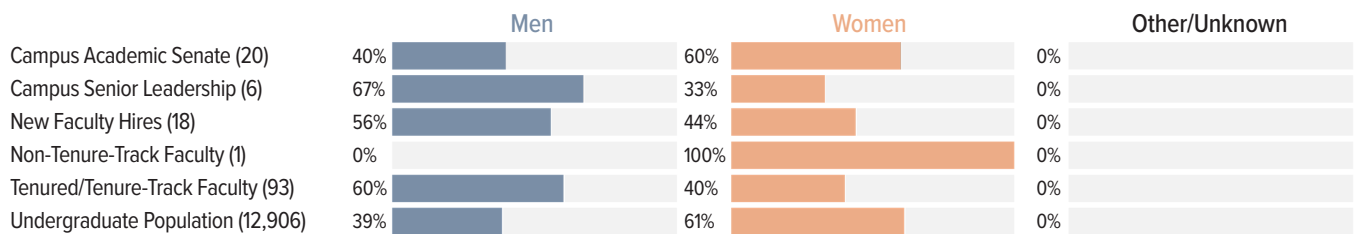
## Campus Senior Leadership



## Campus Demographics by Race/Ethnicity



## Campus Demographics by Gender



\*Native Hawaiian and Pacific Islander

Note: To maintain consistency, Campus Senior Leadership includes the campus president in both the icon and bar graph visualizations.

Tenured/Tenure-Track, Non-Tenure-Track, and New Faculty Hire groups all refer to full-time faculty members.

# West Hills College-Coalinga

## District Leadership Trustees

West Hills Community College District



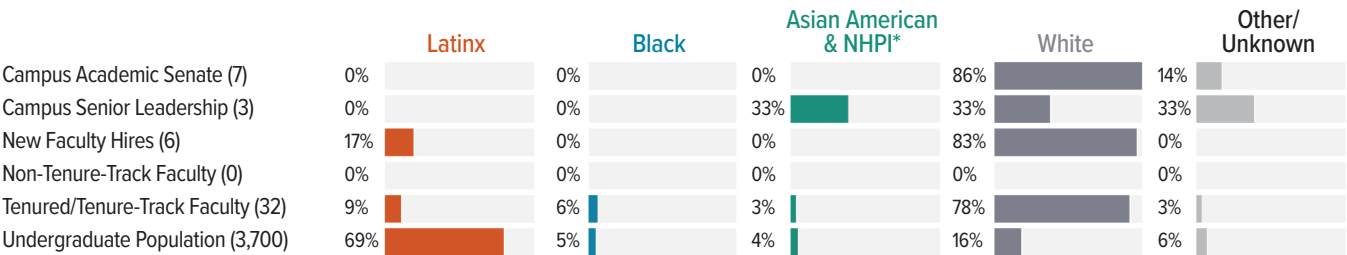
## President



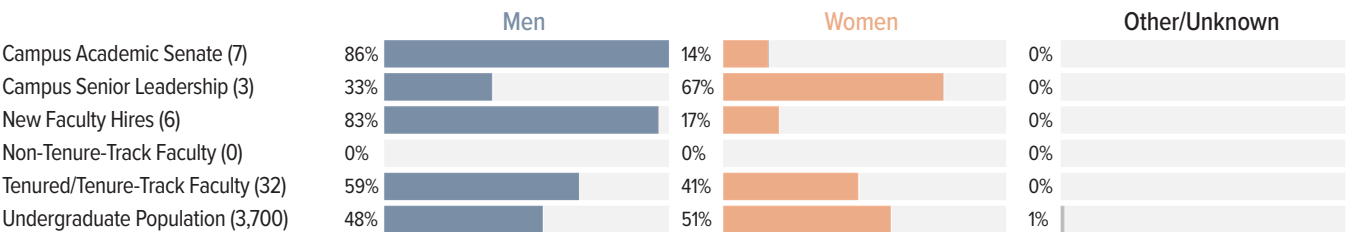
## Campus Senior Leadership



## Campus Demographics by Race/Ethnicity



## Campus Demographics by Gender



\*Native Hawaiian and Pacific Islander  
Note: To maintain consistency, Campus Senior Leadership includes the campus president in both the icon and bar graph visualizations.  
Tenured/Tenure-Track, Non-Tenure-Track, and New Faculty Hire groups all refer to full-time faculty members.

# West Hills College-Lemoore

## District Leadership Trustees

West Hills Community College District



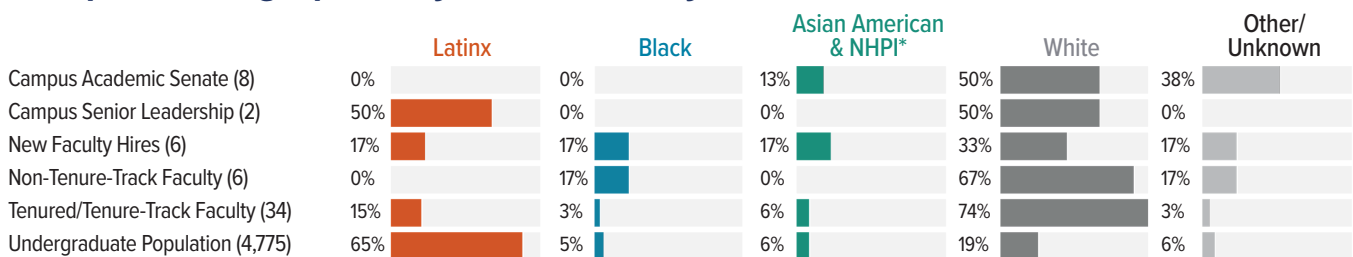
## President



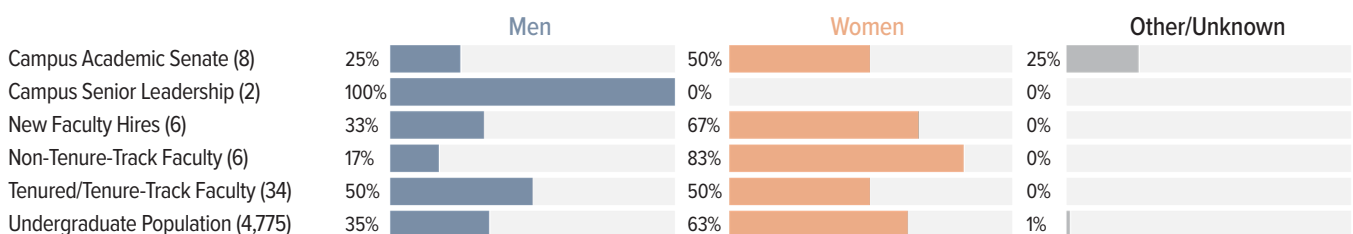
## Campus Senior Leadership



## Campus Demographics by Race/Ethnicity



## Campus Demographics by Gender



\*Native Hawaiian and Pacific Islander

Note: To maintain consistency, Campus Senior Leadership includes the campus president in both the icon and bar graph visualizations.

Tenured/Tenure-Track, Non-Tenure-Track, and New Faculty Hire groups all refer to full-time faculty members.

# West Los Angeles College

## District Leadership Trustees

Los Angeles Community College District



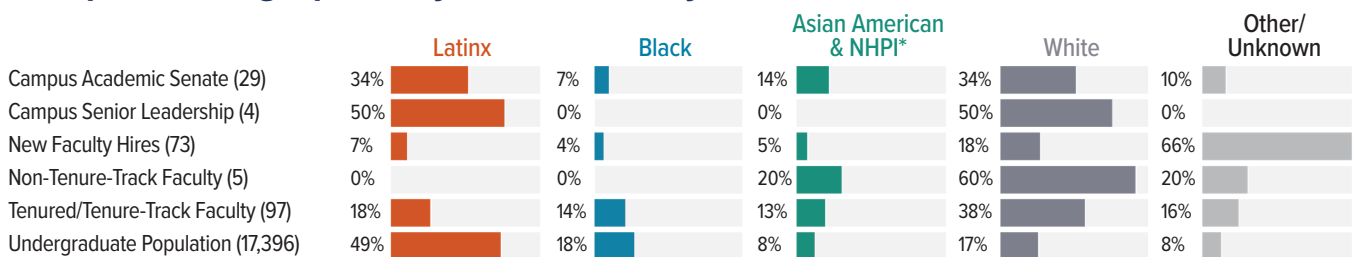
## President



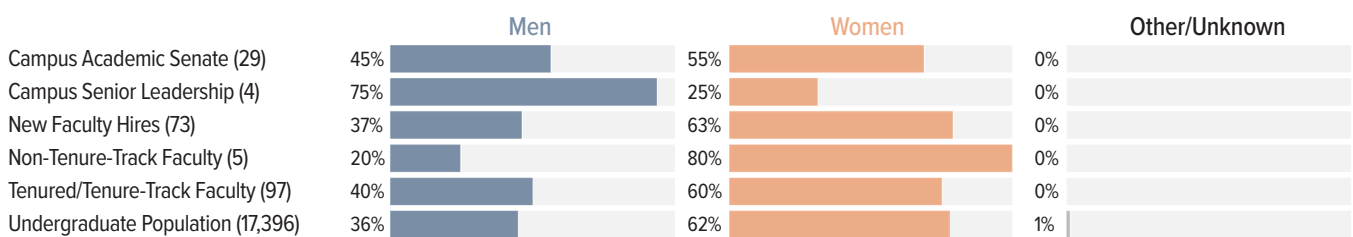
## Campus Senior Leadership



## Campus Demographics by Race/Ethnicity



## Campus Demographics by Gender



\*Native Hawaiian and Pacific Islander

Note: To maintain consistency, Campus Senior Leadership includes the campus president in both the icon and bar graph visualizations.

Tenured/Tenure-Track, Non-Tenure-Track, and New Faculty Hire groups all refer to full-time faculty members.



# West Valley College

## District Leadership Trustees

West Valley-Mission Community College District



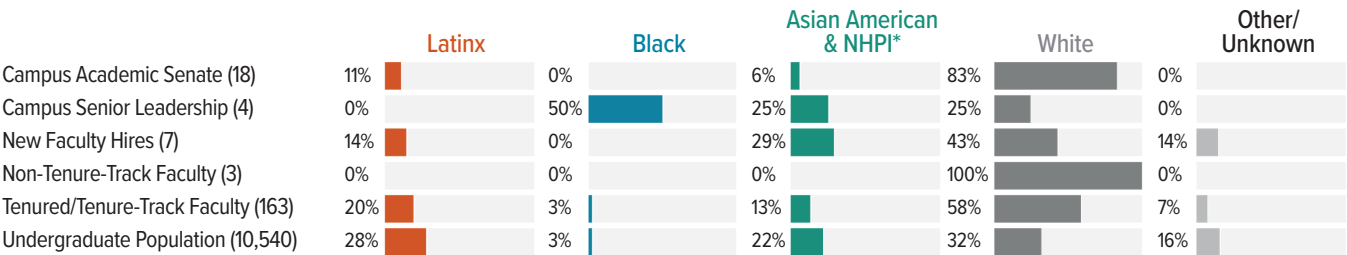
## President



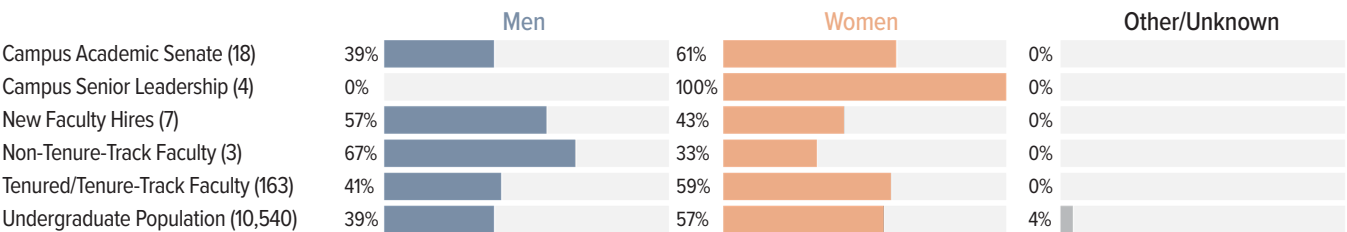
## Campus Senior Leadership



## Campus Demographics by Race/Ethnicity



## Campus Demographics by Gender



\*Native Hawaiian and Pacific Islander

Note: To maintain consistency, Campus Senior Leadership includes the campus president in both the icon and bar graph visualizations.

Tenured/Tenure-Track, Non-Tenure-Track, and New Faculty Hire groups all refer to full-time faculty members.

# Woodland Community College

## District Leadership Trustees

Yuba Community College District



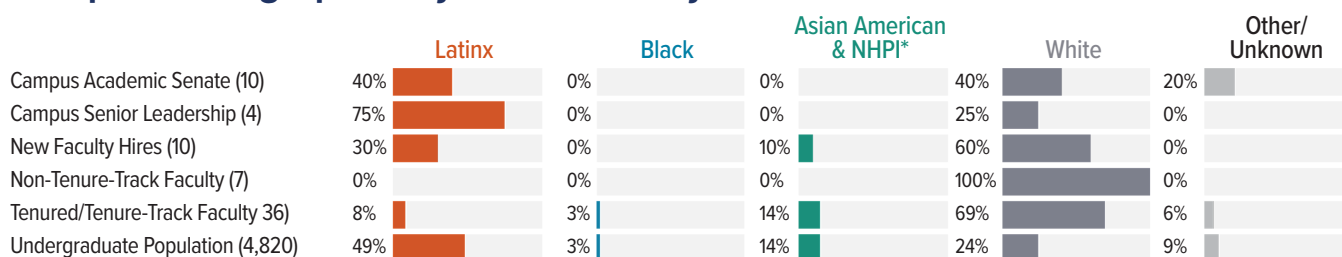
## President



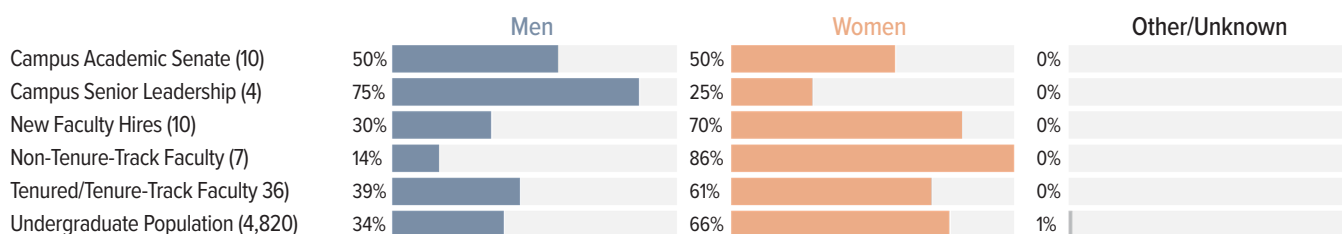
## Campus Senior Leadership



## Campus Demographics by Race/Ethnicity



## Campus Demographics by Gender



\*Native Hawaiian and Pacific Islander

Note: To maintain consistency, Campus Senior Leadership includes the campus president in both the icon and bar graph visualizations.

Tenured/Tenure-Track, Non-Tenure-Track, and New Faculty Hire groups all refer to full-time faculty members.

# Yuba College

## District Leadership Trustees

Yuba Community College District



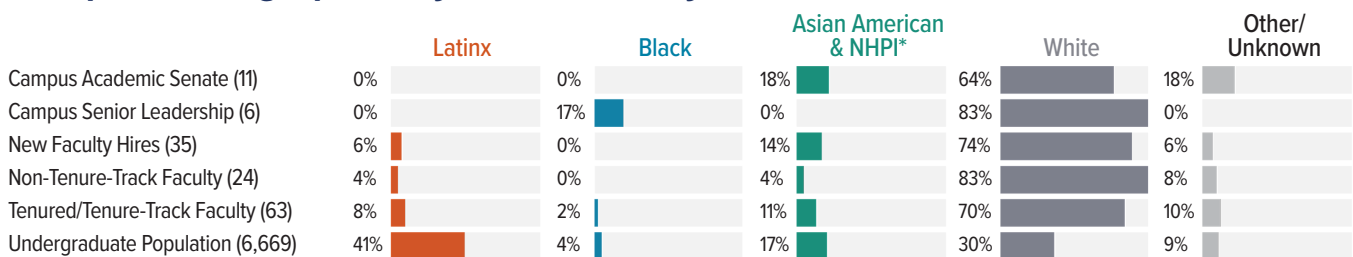
## President



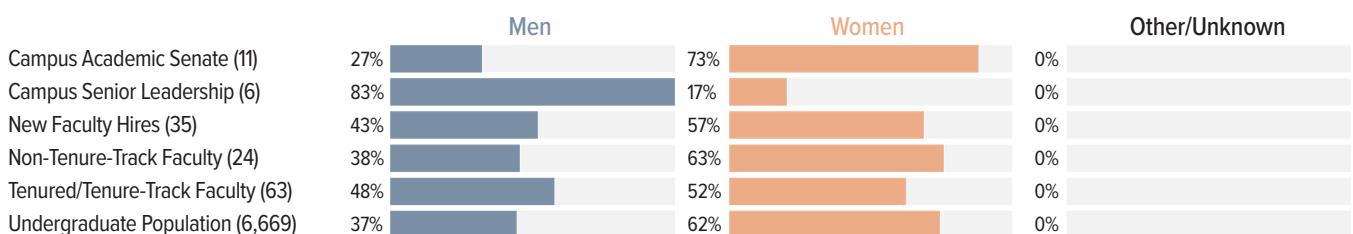
## Campus Senior Leadership



## Campus Demographics by Race/Ethnicity



## Campus Demographics by Gender



\*Native Hawaiian and Pacific Islander

Note: To maintain consistency, Campus Senior Leadership includes the campus president in both the icon and bar graph visualizations.

Tenured/Tenure-Track, Non-Tenure-Track, and New Faculty Hire groups all refer to full-time faculty members.



#### **LOS ANGELES OFFICE**

1149 S. Hill Street, Ste. 925  
Los Angeles, CA 90015  
Tel: (213) 744-9434  
Fax: (877) 207-3560

#### **SACRAMENTO OFFICE**

1512 14th Street  
Sacramento, CA 95814  
Tel: (916) 443-1681  
Fax: (916) 443-1682

#### **WASHINGTON, D.C. OFFICE**

1016 16th Street NW, Suite 100  
Washington, D.C. 20036  
Tel: (202) 293-2828

---

[www.collegecampaign.org](http://www.collegecampaign.org)

---

 [facebook.com/collegecampaign](https://facebook.com/collegecampaign)

  [@CollegeOpp](https://twitter.com/CollegeOpp)

#### **SIGN UP FOR OUR NEWSLETTER**

[bit.ly/CampaignActionNetwork](https://bit.ly/CampaignActionNetwork)

---

#### **BOARD OF DIRECTORS**

---

Thomas A. Saenz, Chair  
Edward C. Bush, Vice Chair  
Maria Anguiano, Treasurer  
J. Luke Wood, Secretary

Brooke Armour  
Estela Mara Bensimon  
Lena Carew  
Mellissa E. Gallegos  
Paul Granillo  
Juan Sánchez Muñoz

Maria Ott  
Julie Peller  
Reshma Shamasunder  
Joseph Villela  
Andy Wong